





CONTENTS

General information

Foreword	4
Product lines	6
Technical specifications	122
Key features	184
Icon explanation	185
Warranty	186

sentiotec sauna

Sauna cabins	10
Sauna heaters	38
Sauna control units	67
Accessories	81

sentiotec infra

Infrared cabins	96
Infrared control units	102
Infrared radiators	106
Accessories	109

sentiotec steam

Steam generators	112
Accessories	113
sentiotec Spa Modules	114

sentiotec light & media

Coloured light & music	118
------------------------	-----



MY WORLD OF WELL-BEING.

Sit back and relax – it's so easy with sentiotec. After all, you can rely on our products' high-quality technology and groundbreaking innovations. Make your home spa the perfect place to relax.

sentiotec: Everything your heart and soul desire.

As your one-stop supplier, we offer you with four product ranges impressive solutions tailored to meet all your individual needs. In these fast-paced times, there is a growing need to take time off and relax. Our innovative products give you the chance to get back to the essentials – an all-round wellness experience that you can enjoy. You don't need to worry about the technology and application. We've already taken care of that.

110°: Inspired design and functionality.

With their smart design, elegant presentation, finest materials and highest quality workmanship, the sauna heaters of the 110° series are the core of every sauna installation. Thanks to an optimised technical design with four exposed sides, the heaters can even be positioned free-standing within a room. The High End line unites design and functionality with short heating-up times and intelligent operating units with easy menu navigation.



Time to relax – in the fabulous world of wellness.

A handwritten signature in black ink, appearing to read 'Markus Wörmanseder'.

Markus Wörmanseder
Managing Director sentiotec GmbH

“BREATHE IN, RELAX
AND FORGET EVERYTHING
AROUND YOU.”





sentiotec sauna

(p. 8–93)

Sauna enjoyment at the highest level. Powerful, functional and perfectly adapted to your personal needs. Intelligent solutions for the perfect wellness experience.



sentiotec infra

(p. 94–109)

Do something good for your body and soul. Highest quality combined with innovative technology provides you with soothingly warm moments. Strong performance for gentle relaxation.




sentiotec steam

(p. 110–115)

Enjoy time out from the daily routine thanks to the latest generation of sauna systems.

The simple and easy-to-use design and high reliability offer you total relaxation.

Switch on, to switch off.



sentiotec light & media

(p. 116–121)

Enjoyment for all the senses. This modern, elegantly packaged technology invites you to relax in the premier class of saunas. Heavenly fragrances, soft sounds, enchanting colours.

Sit back, breathe in, dream.



“LEAVE THE WORLD BEHIND,
LET YOUR THOUGHTS ROAM.
HAPPINESS IS IN THE MOMENT.”

Sauna cabins	10
Sauna heaters	38
Sauna control units	68
Sauna accessories	82

Panorama Large Infra+

ELEMENTSAUNA: SAUNA-INFRA-COMBI



65 mm 590 x 1915 x 8 mm

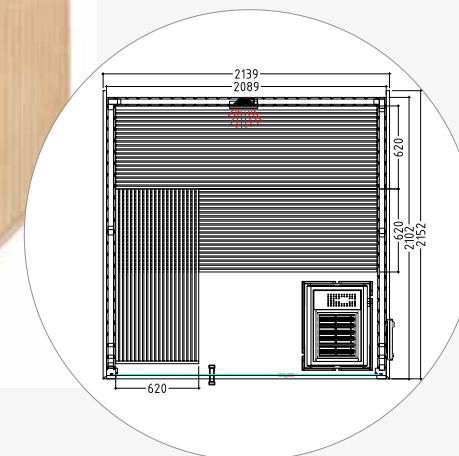
Features:

- Element cabin made of spruce
- Roof element
- roof rim
- “Emotion” interior made of lime wood
 - 3 x 620 mm benches
 - 2 headrests
 - Ventilation slides
 - Backrests
 - Intermediate bench panel
 - Heater safety guard
 - Floor grid
 - Lamp with protection without bulb

Product details:

- 1 IR red-light full-spectrum radiator 350 W (incl. backrest p.107)
- Control unit for infrared radiators (infracontrol mini p.103)
- Glass front made of 8 mm ESG safety glass
- ESG glass elemente 694 x 1952 x 8 mm
- Doors (590 x 1915 x 8 mm) left or right attachment
- Sturdy tongue and groove boards 12.5 mm
- 3 silicon cables 5 x 2.5 mm² for sauna heater
- 3 silicon cables 3 x 1.5 mm² for sauna light
- Assembly material and instructions

Recommended heating output: 7,5-9 kW
 Item no. PANORAMA-L-IR+ / 1-030-310
 Cabin height: 2010 mm
 Mirrored assembly option



Panorama

ELEMENTSAUNA

Features:

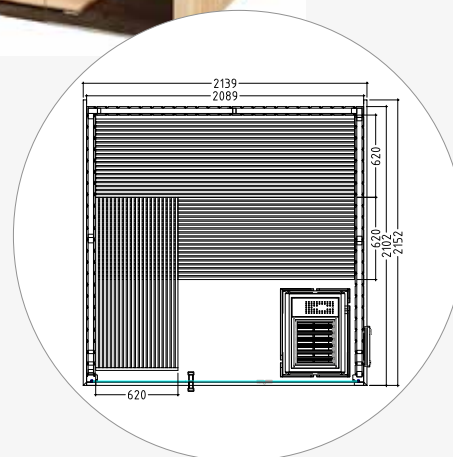
- Element cabin made of spruce
- Roof element with roof rim
- “Emotion” interior made of lime wood
 - 3 x 620 mm benches
 - 2 headrests
 - Ventilation slides
 - Backrests
 - Intermediate bench panel
 - Heater safety guard
 - Floor grid
 - Lamp with protection without bulb

Product details:

- Glass front made of 8 mm ESG safety glass
- ESG glass elements 694 x 1952 x 8 mm
- Doors (590 x 1915 x 8 mm) can be attached on the left or right
- 12.5 mm sturdy tongue and groove boards
- 3 silicon cables 5 x 2.5 mm² for sauna heater
- 3 silicon cables 3 x 1.5 mm² for sauna light
- Assembly material and instructions

Panorama Large

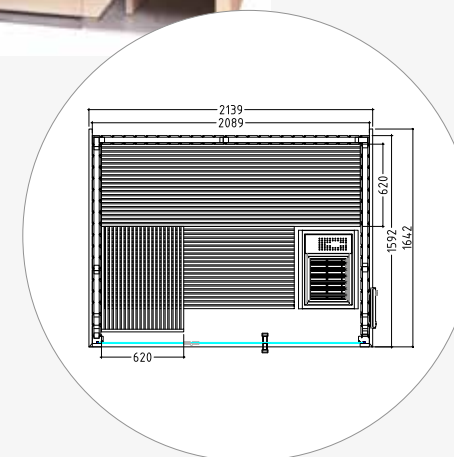
ELEMENTSAUNA



Recommended heating output: 7,5-9 kW
 Item no. PANORAMA-L / 1-038-850
 Cabin height: 2010 mm
 Mirrored assembly option

Panorama Small

ELEMENTSAUNA



Recommended heating output: 7,5-9 kW
 Item no. PANORAMA-S / 1-030-309
 Cabin height: 2010 mm
 Mirrored assembly option

Alaska Corner Infra+

SOLID WOOD SAUNA: SAUNA INFRA-RED COMBI



Features:

- Cabin made of solid spruce
- Solid roof element with roof rim
- “Prestige” interior made of lime wood
 - 3 x 620 mm benches
 - Adjustable head piece
 - 2 headrests
 - Ventilation slides
 - Backrests
 - Intermediate bench panel
 - Heater safety guard
 - Floor grid
 - Lamp with protection without bulb

Product details:

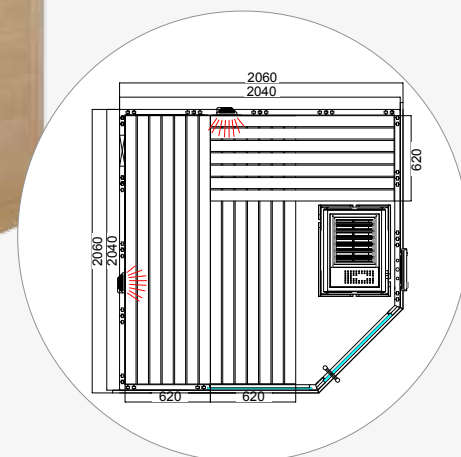
- 2 IR red-light full-spectrum radiators, each 350 W (incl. backrest p.107)
- Control unit for infrared radiators (infracontrol mini p.103)
- ESG clear glass element 755 x 1945 x 8 mm
- Doors (680 x 1915 x 8 mm) left or right attachment
- 3 silicon cables 5 x 2.5 mm² for sauna heater
- 3 silicon cables 3 x 1.5 mm² for sauna light
- Assembly material and instructions

Recommended heating output: 7,5-9 kW

Item no. ALASKA-C-IR+ / 1-030-267

Cabin height: 2040 mm

Mirrored assembly option



Alaska Mini Infra+

SOLID WOOD SAUNA: SAUNA INFRA-RED COMBI



40 mm

590 x 1915 x 8 mm

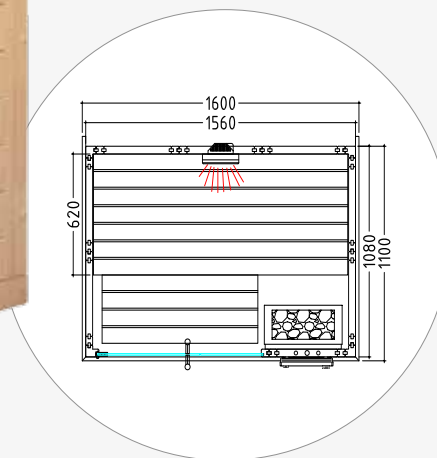
Features:

- Cabin made of solid spruce
- Solid roof element with roof rim
- “Prestige” interior made of lime wood
 - 1 x 620 mm bench, 1 x 350 mm footstep
 - 1 headrest
 - Ventilation slides
 - Backrests
 - Intermediate bench panel
 - Heater safety guard
 - Lamp with protection without bulb

Product details:

- 1 IR red-light full-spectrum radiator 350 W (incl. backrest p.107)
- Control unit for infrared radiators (infracontrol mini p.103)
- ESG glass element 365 x 1945 x 8 mm
- 3 silicon cables 5 x 2.5 mm² for sauna heater
- 3 silicon cables 3 x 1.5 mm² for sauna light
- Doors (590 x 1915 x 8 mm) left or right attachment
- Assembly material and instructions

Recommended heating output: 3.6 kW
 Item no. ALASKA-MN-IR+ / 1-030-245
 Cabin height: 2040 mm
 Mirrored assembly option



Alaska

SOLID WOOD SAUNA



40 mm

Features:

- Cabin made of solid spruce
- Solid roof element with roof rim
- “Prestige” interior made of lime wood
 - 3 x 620 mm benches
 - 2 headrests (Alaska mini 1 headrest)
 - Ventilation slides
 - Backrests
 - Intermediate bench panel
 - Heater safety guard
 - Floor grid
 - Lamp with protection without bulb

Product details:

- ESG glass element Alaska Corner 755 x 1945 x 8 mm
- ESG glass element Alaska View 674 x 1945 x 8 mm
- ESG glass element, Alaska Mini 224 x 1945 x 8 mm
- 3 silicon cables 5 x 2.5 mm² for sauna heater
- 3 silicon cables 3 x 1.5 mm² for sauna light
- Doors (Corner 680 x 1915 x 8 mm, Mini/View 590 x 1915 x 8 mm)
left or right hinge
- Assembly material and instructions

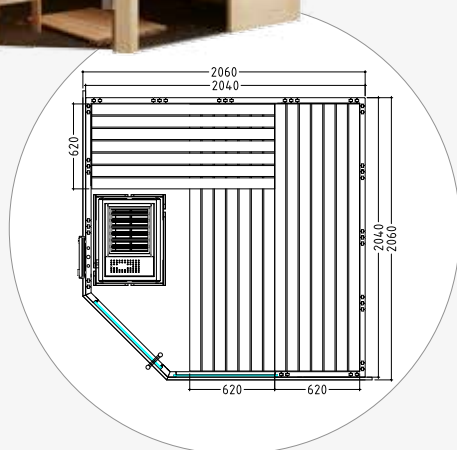


Alaska Corner

SOLID WOOD SAUNA



40 mm 680 x 1915 x 8 mm



Recommended heating output: 7,5-9 kW

Item no. ALASKA-C / 1-030-269

Cabin height: 2040 mm

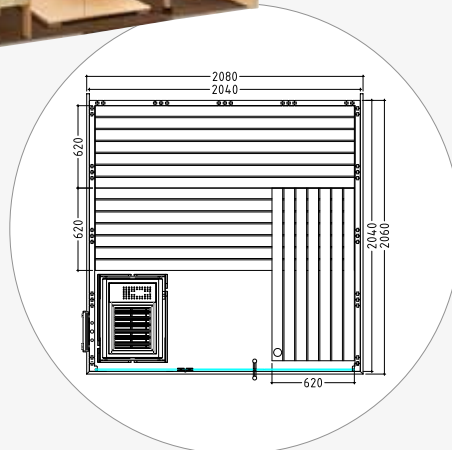
Mirrored assembly option

Alaska View

SOLID WOOD SAUNA



40 mm 590 x 1915 x 8 mm



Recommended heating output: 7,5-9 kW

Item no. ALASKA-V / 1-040-132

Cabin height: 2040 mm

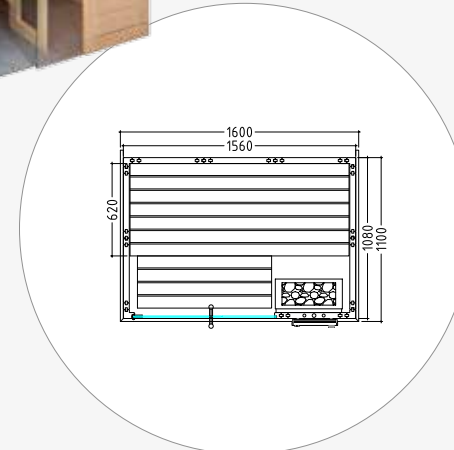
Mirrored assembly option

Alaska Mini

SOLID WOOD SAUNA



40 mm 590 x 1915 x 8 mm




Recommended heating output: 3.6 kW

Item no. ALASKA-MN / 1-030-270

Cabin height: 2040 mm

Mirrored assembly option



Arktis Infra+

SOLID WOOD SAUNA: SAUNA INFRA-RED COMBI



40 mm 590 x 1915 x 8 mm

Features:

- Cabin made of solid spruce
- Solid roof element
- roof rim
- “Prestige” interior made of lime wood
 - 3 x 620 mm benches
 - 2 headrests
 - Ventilation slides
 - Backrests
 - Intermediate bench panel
 - Heater safety guard
 - Floor grid
 - Lamp with protection without bulb

Product details:

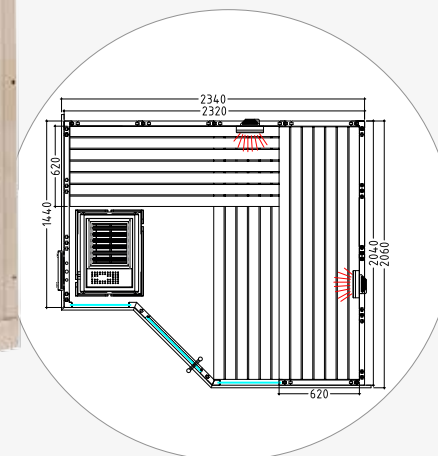
- 2 IR red-light full-spectrum radiators, each 350 W (incl. backrest p.107)
- Control unit for infrared radiators (infracontrol mini p.103)
- ESG glass element 464 x 1945 x 8 mm / 481 x 1945 x 8 mm
- Doors (590 x 1915 x 8 mm) left or right attachment
- 3 silicon cables 5 x 2.5 mm² for sauna heater
- 3 silicon cables 3 x 1.5 mm² for sauna light
- Assembly material and instructions

Recommended heating output: 7,5-9 kW

Item no. ARKTIS-IR+ / 1-030-271

Cabin height: 2040 mm

Mirrored assembly option



Polaris

SOLID WOOD SAUNA



40 mm

Features:

- Cabin made of solid spruce
- Solid roof element with roof rim
- “Prestige” interior made of lime wood
 - 3 x 620 mm benches
 - 2 headrests
 - Ventilation slides
 - Backrests
 - Intermediate bench panel
 - Heater safety guard
 - Floor grid
 - Lamp with protection without bulb

Product details:

- 3 silicon cables 5 x 2.5 mm² for sauna heater
- 3 silicon cables 3 x 1.5 mm² for sauna light
- Doors (590 x 1915 x 8 mm) left or right attachment
- Assembly material and instructions

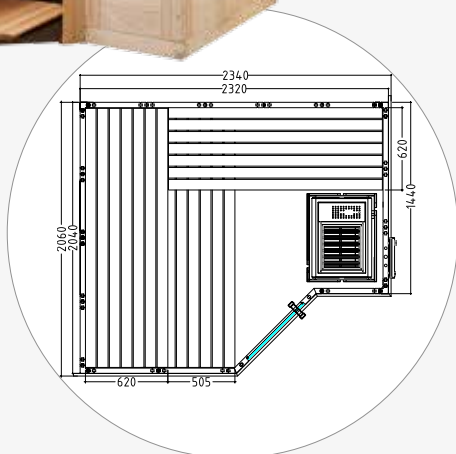


Polaris Large

SOLID WOOD SAUNA



40 mm 590 x 1915 x 8 mm



Recommended heating output: 7,5-9 kW

Item no. POLARIS-L / 1-030-277

Cabin height: 2040 mm

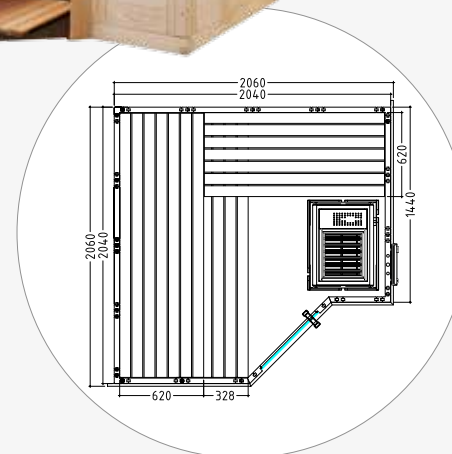
Mirrored assembly option

Polaris Small

SOLID WOOD SAUNA



40 mm 590 x 1915 x 8 mm



Recommended heating output: 7,5-9 kW

Item no. POLARIS-S / 1-030-278

Cabin height: 2040 mm

Mirrored assembly option

Comfort

SOLID WOOD SAUNA



40 mm 590 x 1915 x 8 mm

Features:

- Cabin made of solid spruce
- Solid roof element with roof rim
- “Prestige” interior made of lime wood
 - 3 x 620 mm benches
 - 2 headrests (Comfort small 1 headrest)
 - Ventilation slides
 - Backrests
 - Intermediate bench panel
 - Heater safety guard
 - Floor grid
 - Lamp with protection without bulb

Product details:

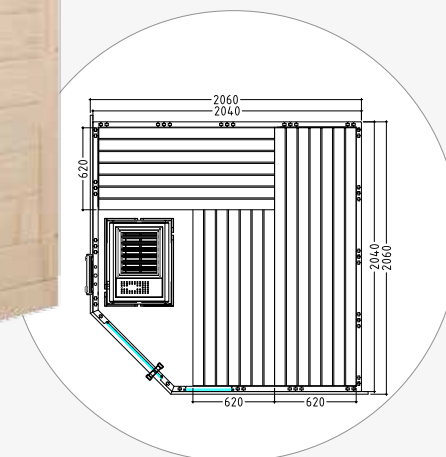
- ESG glass element, Comfort Corner Large
346 x 1776 x 8 mm
- ESG glass element, Comfort Large and Small
506 x 1776 x 8 mm
- 3 silicon cables 5 x 2.5 mm² for sauna heater
- 3 silicon cables 3 x 1.5 mm² for sauna light
- Doors (590 x 1915 x 8 mm)
left or right attachment
- Assembly material and instructions

Recommended heating output: 9 kW

Item no. KOMFORT-C / 1-030-274

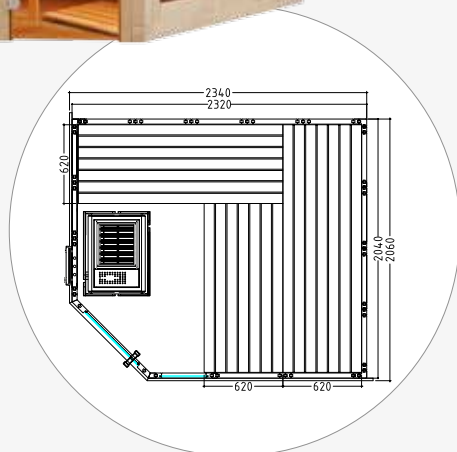
Cabin height: 2040 mm

Mirrored assembly option



Comfort Corner Large

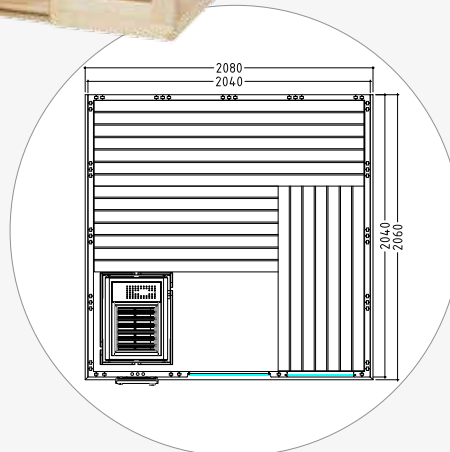
SOLID WOOD SAUNA



Recommended heating output: 7,5-9 kW
Item no. KOMFORT-C-L / 1-030-275
Cabin height: 2040 mm
Mirrored assembly option

Comfort Large

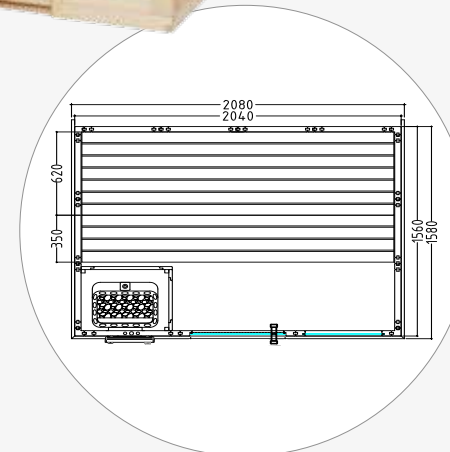
SOLID WOOD SAUNA



Recommended heating output: 7,5-9 kW
Item no. KOMFORT-L / 1-030-273
Cabin height: 2040 mm
Mirrored assembly option

Comfort Small

SOLID WOOD SAUNA



Recommended heating output: 6 kW
Item no. KOMFORT-S / 1-030-276
Cabin height: 2040 mm
Mirrored assembly option

Wellfun

SOLID WOOD SAUNA



Features:

- Cabin made of solid spruce
- Solid roof element with roof rim
- “Wellfun” interior made of lime wood
 - 3 x 620 mm benches
 - 2 headrests (Wellfun mini 1 headrest)
 - Ventilation slides
 - Backrests
 - Intermediate bench panel
 - Heater safety guard
 - Floor grid
 - Lamp with protection without bulb

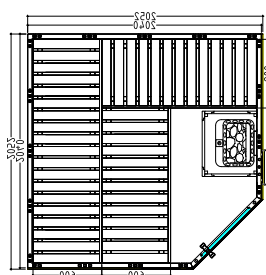
Product details:

- 3 silicon cables 5 x 2.5 mm² for sauna heater
- 3 silicon cables 3 x 1.5 mm² for sauna light
- Doors can be attached on the left or right
- Assembly material and instructions



Wellfun Corner

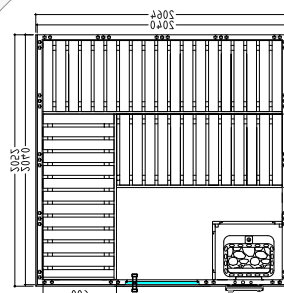
SOLID WOOD SAUNA



Recommended heating output: 7,5-9 kW
Item no. WELLFUN-C / 1-030-303
Cabin height: 2040 mm
Mirrored assembly option

Wellfun Large

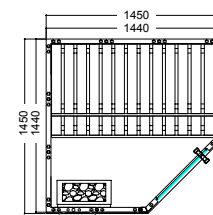
SOLID WOOD SAUNA



Recommended heating output: 7,5-9 kW
Item no. WELLFUN-L / 1-030-302
Cabin height: 2040 mm
Mirrored assembly option

Wellfun Mini

SOLID WOOD SAUNA



Recommended heating output: 3.6 kW
Item no. WELLFUN-MN / 1-030-304
Cabin height: 2040 mm
Mirrored assembly option



Pictured: Basic solid

Basic solid

SOLID WOOD SAUNA

Features:

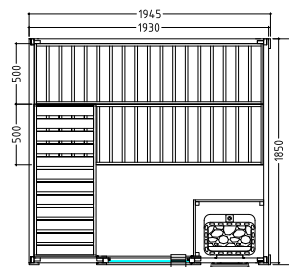
- Cabin made of solid spruce
- Roof element
- “Basic” interior made of spruce
 - 2 x 500 mm wide benches
 - 1 headrest
 - Ventilation slides
 - Heater safety guard
 - Lamp protection with lamp, no bulb

Product details:

- 3 silicon cables 5 x 2.5 mm² for sauna heater
- 3 silicon cables 3 x 1.5 mm² for sauna light
- Doors can be attached on the left or right
- Assembly material and instructions

Basic Large

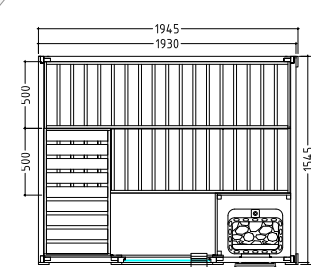
SOLID WOOD SAUNA



Recommended heating output: 7,5-9 kW
 Item no. BASIC-L / 1-030-306
 Cabin height: 2040 mm
 Mirrored assembly option

Basic Medium

SOLID WOOD SAUNA



Recommended heating output: 6 kW
 Item no. BASIC-M / 1-030-305
 Cabin height: 2040 mm
 Mirrored assembly option

Country

GARDEN SAUNA



70 mm 1890 x 810 mm

Features:

- 70 mm solid spruce timber with 3-fold groove
- 19 mm floor boards as base
- Impregnated base frame
- Roof overhang 250 mm at side and rear, 800 mm at front
- Lockable wooden doors with double-glazed glass
- "Prestige" interior made of lime wood
 - 3 x 620 mm wide benches
 - 2 headrests
 - 2 backrests
 - Intermediate bench panel
 - Heater safety guard
 - Lamp with protection without bulb

Product details:

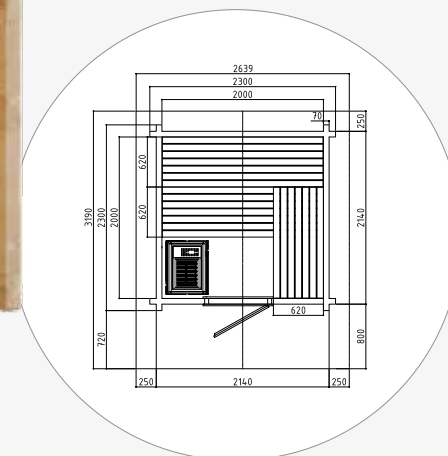
- 3 silicon cables 5 x 2.5 mm² for sauna heater
- 3 silicon cables 3 x 1.5 mm² for sauna light
- Roofing felt and mounting material
- Doors (1890 x 810 mm) right hinge
- Assembly material and instructions

Recommended heating output: 9-10,5 kW

Item no. COUNTRY / 1-030-307

Ridge height 2900 mm

Sauna interior height 2100 mm



Lava

GARDEN SAUNA



Features:

- 70 mm solid spruce block planks with 3-fold groove
- Separate lobby
- 19 mm floor boards as base
- Impregnated base frame
- Roof overhang 250 mm at side and rear, 800 mm at front
- Double-glazed fixed window 119 x 69 x 7 mm
- ESG glass door from lobby into the sauna 1915 x 590 x 8 mm
- Outer lockable wooden door with glass
- “Prestige” interior made of lime wood
 - 3 x 620 mm wide benches
 - 2 headrests
 - 2 backrests
 - Intermediate bench panel
 - Heater safety guard
 - Lamp with protection without bulb

Product details:

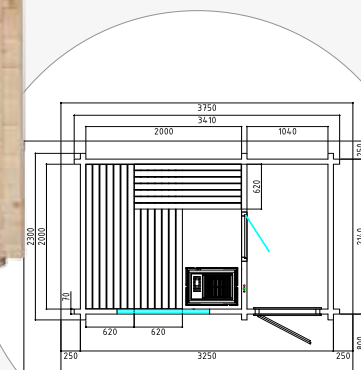
- 3 silicon cables 5 x 2.5 mm² for sauna heater
- 3 silicon cables 3 x 1.5 mm² for sauna light
- Roofing felt and mounting material
- Doors (1890 x 710 mm) left hinge with insulated glass
- Assembly material and instructions

Recommended heating output: 9-10,5 kW

Item no. LAVA / 1-030-308

Ridge height 2700 mm

Sauna interior height 2100 mm



Individual custom sauna

ELEMENT AND SOLID WOOD SAUNA

Do you need a special size?

- With a particular height and
- variable floor space?
- And integrated sloping ceiling?
- With a glass front and
- a really attractive interior design?
- We can make your dream cabin come true!
- Style and Carat also available as an infrared cabin upon request
- handicapped accessible possible
- With wider benches



Style customised sauna



Carat customised sauna



Lava customised sauna

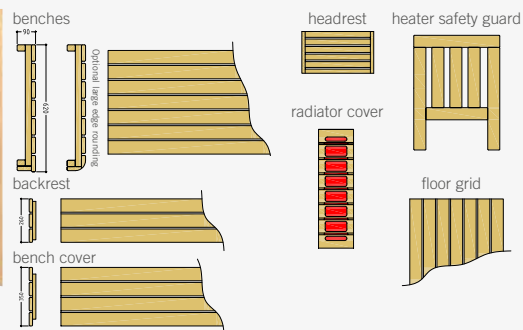
Styles of interior fittings

- Prestige*
- Emotion*
- Cube*
- Loft*

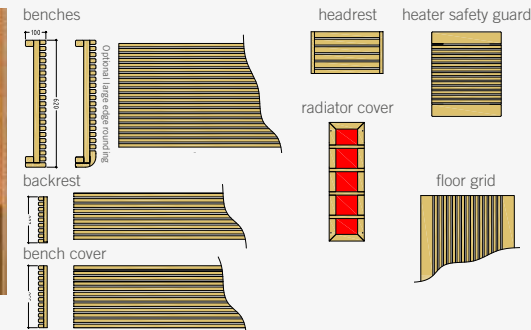
* Optional with large edge rounding available.



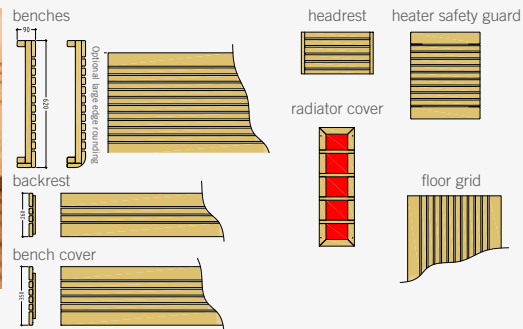
Prestige



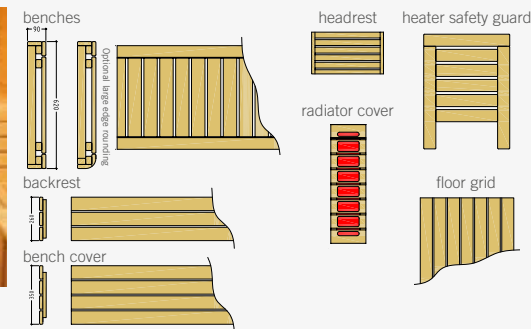
Emotion



Cube



Loft



Customised sauna interior fittings

ELEMENT AND SOLID WOOD SAUNA

Interior fittings wood type lime wood



Adjustable head & foot piece



Adjustable head piece, "Emotion" interior fittings



Adjustable head and foot piece


Stainless steel bench foot or wooden foot with "Prestige" or "Emotion" trim



Optional equipment: deep infrared warmth



Infrared full spectrum radiator, control unit, frame and recess



Infrared heat plates

Ergonomic infrared backrest



available in 2 types of wood (light and dark)

"My Brand"



"My Brand" allows you to have every customised sauna cabin, and all wooden accessories, branded by us with your company logo.

Customised Style

SOLID WOOD SAUNA

Do you need a special size?

- With a particular height and
- variable floor space?
- And integrated sloping ceiling?
- With a glass front and
- a really attractive interior design?

We can make your dream cabin come true!

Delivery scope (included in price):

- Cabin made of solid spruce 40 mm
- ESG full glass door 8 mm incl. lime wood door handle
- Prestige interior made of lime wood
 - 2 x 620 mm wide benches
 - When cabin depth is 1,800 mm or more, also includes: corner bench 620 mm wide
 - 1–2 headrests
 - Ventilation slides
 - Backrests
 - Intermediate bench panel
 - Heater safety guard
 - Floor grid
 - Lamp protection with lamp, no bulb

Product details:

- 3 silicon cables 5 x 2.5 mm² for sauna heater
- 3 silicon cables 3 x 1.5 mm² for sauna light
- Solid roof element with roof rim
- Assembly material and instructions



Customised Style

SOLID WOOD SAUNA

Do you need a special size?

Height: 2,040 mm – 2,300 mm

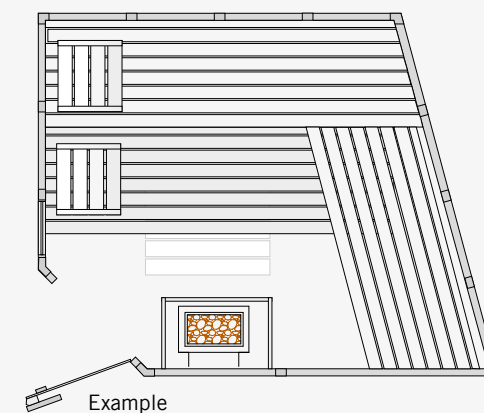
Width: 1,500 mm – 4,500 mm

Depth: 1,500 mm – 2,500 mm

Caution: the order size is the existing lateral dimension less 5 cm space to the wall



Your base is skewed.




You want more height.

In centimetre increments up to a height of 2,300 mm



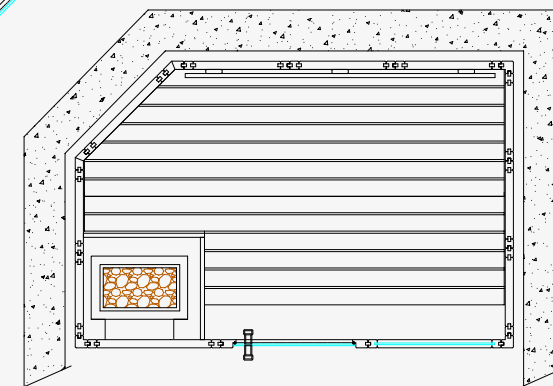
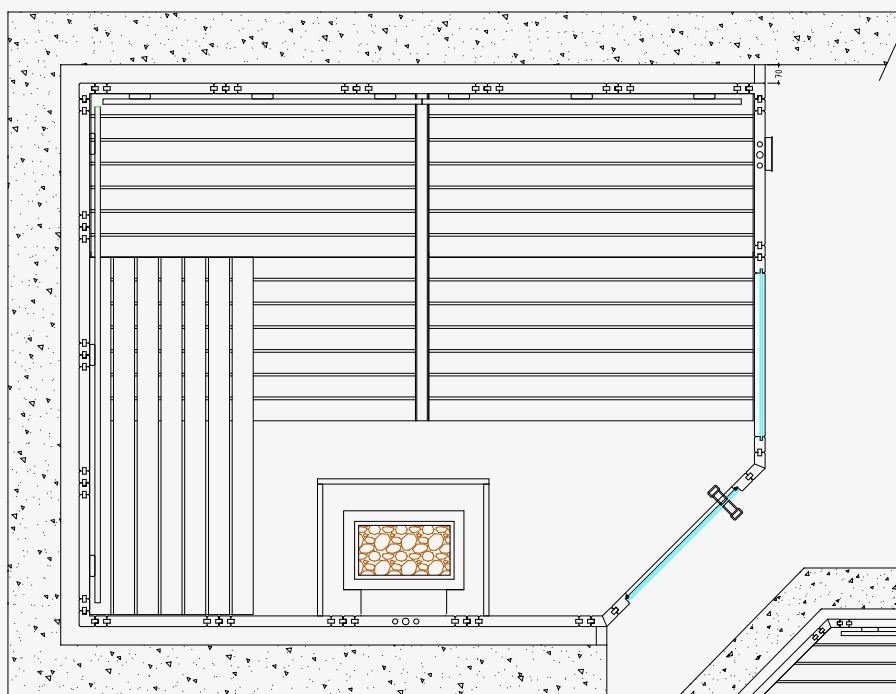
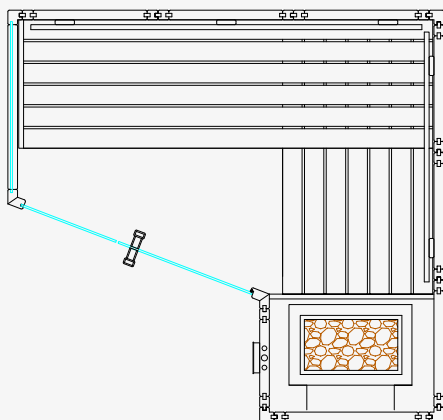
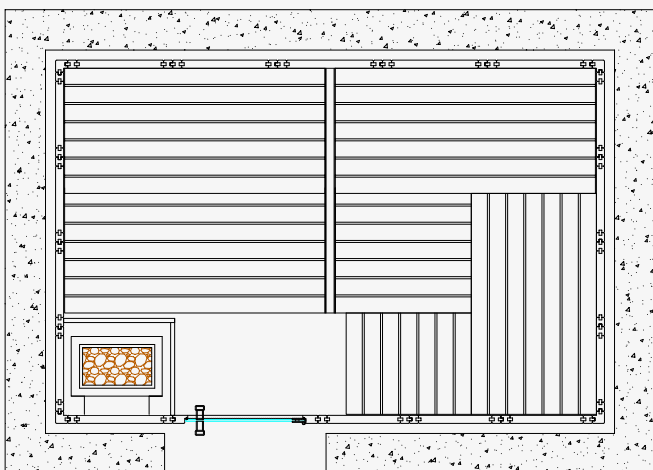
Sloping ceiling.



Customised Style

SOLID WOOD SAUNA

Customised sauna options.



Customised Carat

ELEMENTSAUNA

Scope of delivery:

- Element cabin (total wall thickness 70 mm)
- ESG full glass door 8 mm incl. lime wood or wood-stainless steel door handle
- Prestige, Emotion, Cube or Loft interior made of lime wood (see P. 29)
- Depending on requirements, with:
 - 1 – 2 headrests
 - Ventilation slides
 - Backrests per metre
 - Intermediate bench panel per metre
 - Heater safety guard
 - Floor grid made to measure
 - Lamp protection with lamp, no bulb

Product details:

- 3 silicon cables 5 x 2.5 mm² for sauna heater
- 3 silicon cables 3 x 1.5 mm² for sauna light
- Roof element with roof rim
- Tongue and groove boards 15 mm thick
- Assembly material and instructions

Interior woods and facades.




Aspen



Spruce



Hemlock



"Lindea"



Additional options.

- Suspended ceiling (for example, for indirect lighting)
- Bronze or clear glass front
- Dimensions of the glass door and front can be freely selected
- Floor grid made to measure
- Optional: Wipe-down socket
- Other individual features on request

Carat customised sauna “Lindea”

MADE TO MEASURE SAUNA

Interior fittings to your taste – “Lindea”

Whether it's a lowered ceiling or you just want to mix up our interior fitting series: the sentiotec customised saunas will turn your dream sauna into reality.

Our “Lindea” is a new product in our customised product range. The special feature is that the full interior fittings (“Emotion” shown here, see p. 28) and the décor are all made of lime wood. Other versions are available on request.



Lindea ©HFT

Customised Carat

ELEMENTSAUNA

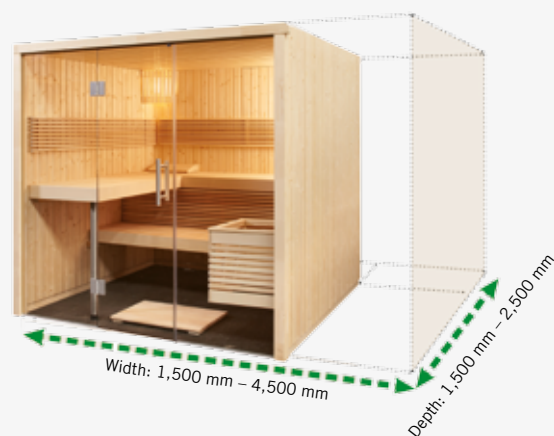
Do you need a special size?

Height: 2,010 mm – 2,300 mm

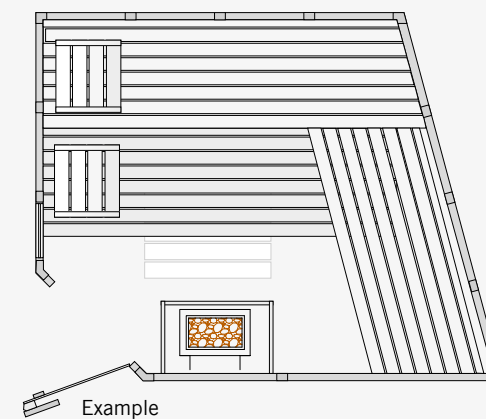
Width: 1,500 mm – 4,500 mm

Depth: 1,500 mm – 2,500 mm

Caution: the order size is the existing lateral dimension less 5 cm space to the wall



Your base is skewed.

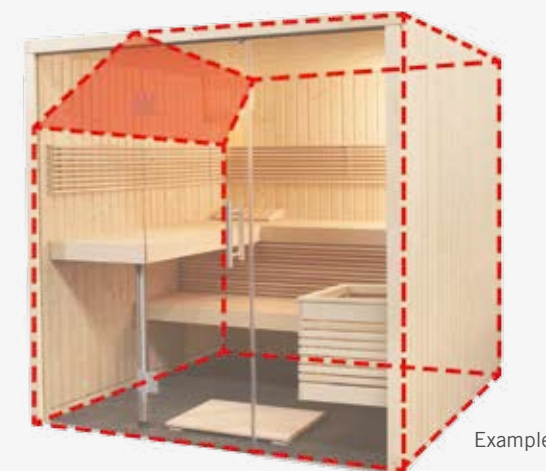


You want more height.

In centimetre increments up to a height of 2,300 mm

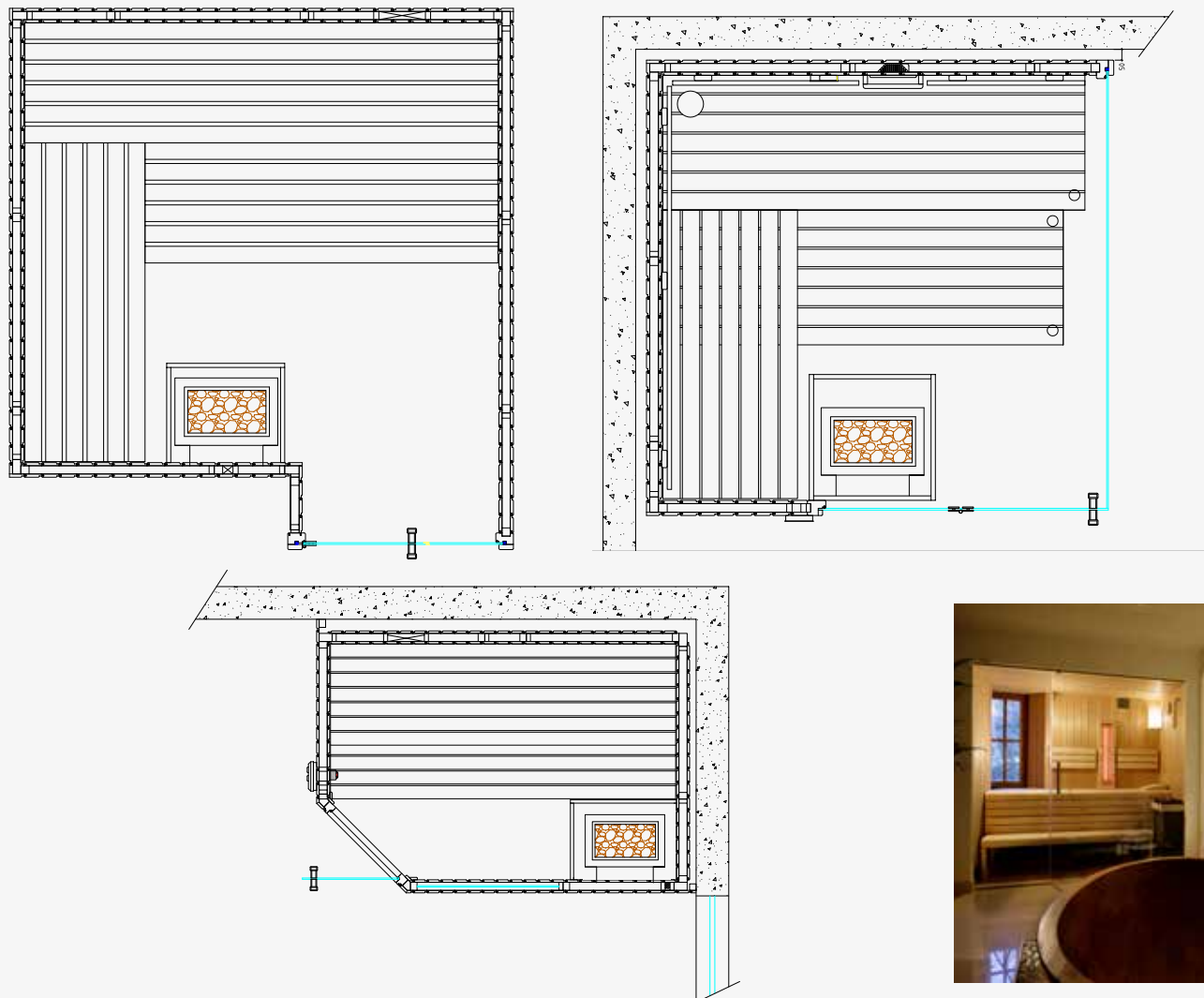


Sloping ceiling.



Customised Carat

ELEMENTSAUNA



Examples for implementation.



Carat made of hemlock wood, prestige interior and wipe-down socket.



500 W full-spectrum radiators, Concept R mini 6 kW, just sauna fin. Interior wood hemlock, furnishings lime.

Customised Lava

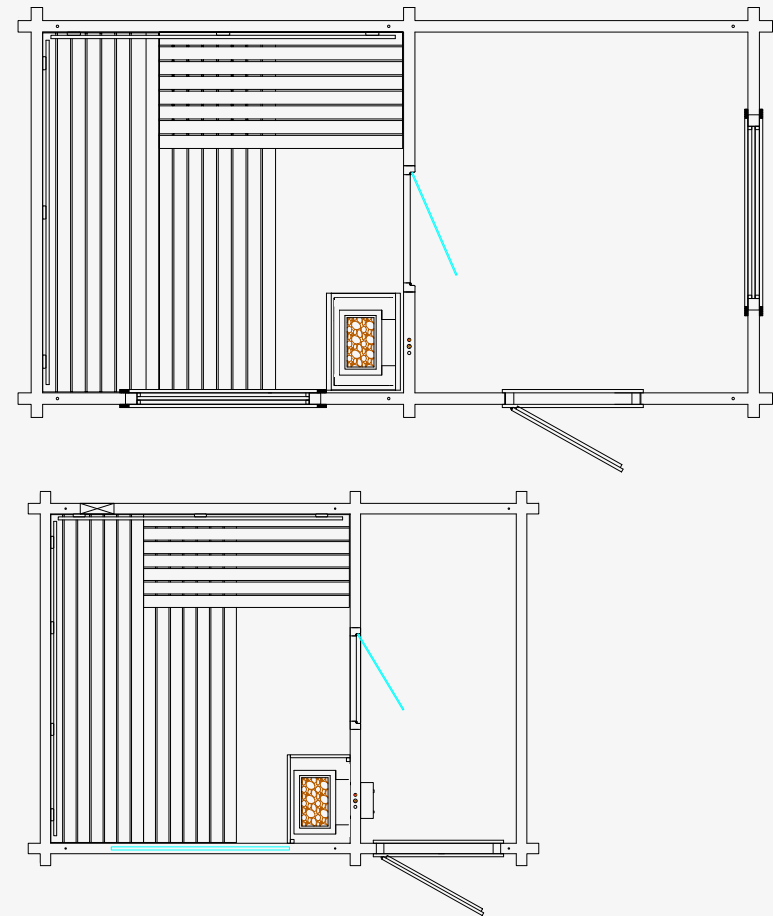
MADE TO MEASURE SAUNA

Do you need a special size?

- With a particular height and
- variable floor space? Floor plan max. 4 x 4 m
- And a larger lobby?
- With a really attractive interior design?



Examples for implementation:



Concept R

HIGHLIGHTS OF THE DESIGN LINE

As **sentiotec** presented the first sauna heater from the 110° line with the Concept R at the “Interbad” trade fair in 2012, we hoped for, but didn’t really imagine such a success. Our aim was to bring design into a market that had previously been dominated by function. Products are attractive with a sophisticated design, planned down to the smallest func-

tion, but nonetheless simple and minimal with the use of high quality materials.

Today, four years later, the product range in the 110° line has grown significantly. But all products must still fulfil these criteria. Exceptional design, the best materials and simple but high functionality. Simply put: 110°.



The integrated shutdown provides the highest level of safety without compromising the look. The optional cut-off rocker switch turns the heater off if the heater is covered (for example by a towel).



With the 3-casing technology, the Concept R sauna heater reaches temperatures on the outer casing of max. 80 °C.




Individual look: Equip your Concept R with our pre-fabricated wooden railing or with a railing individually designed together with your sauna constructor.

Concept R


HIGHLIGHTS OF THE DESIGN LINE



Due to the innovative heater concept, the Concept R enables the fastest possible heating times for your sauna.



Thanks to its four exposed sides, it is possible to place the heater free-standing in the room.



Simple maintenance thanks to heating elements separated from the stones.



The heating rods are largely protected from water by V fins placed above it.



Concept R

DESIGN SAUNA HEATER



230–400 V 9–15 kW 9–25 m³ 25–35 kg

The heater is the heart of any sauna. This is why the Concept R is at the cutting edge of technology as a design product.

Thanks to its four exposed sides, it is possible to place the heater free-standing in the room.

The interior is also unique: The 3-coating technology used here enables the surface temperature of the outer shell to be significantly reduced. In conjunction with the wooden railing, we offer the utmost protection from burns and touching.

Innovative technology:

- Sauna heater capacity: 9 kW, 10.5 kW, 12 kW and 15 kW
- Exterior parts in powder coated stainless steel
- Interior parts made of stainless steel
- Easy to service due to detachable connection box
- 3-coating technology
- Adjustable feet
- Optional:
 - Fully automatic safety shut-off device in conjunction with the control unit
 - Bracket set for heater railing
 - Wooden railing (lime or walnut)
 - “Emotion” wooden railing (lime or walnut)



“Emotion” wooden railing





Concept R combi

DESIGN COMBI HEATER



230–400 V 9–10.5 kW 2.5 kW 9–15 m³ 25 kg

The Concept R combi is the logical successor of the Concept R sauna heater in terms of both design and functionality.

It stands out due to the use of the finest materials. Special features, such as the porcelain covering shell for fragrance oils and herbs make this combination heater so unique.

Apart from the large volume for stones, allowing perfect infusion, all Concept R heaters impress with their short heating-up times.

Innovative technology:

- Sauna heater capacity: 9 kW and 10.5 kW
- Exterior parts in powder coated stainless steel
- Evaporator output: 2.5 kW
- Interior parts made of stainless steel
- Dishwasher safe covering shell
- Easy to service due to detachable connection box
- 3-coating technology
- Adjustable feet
- Optional:
 - Fully automatic safety shut-off device in conjunction with the control
 - Fixed water connection
 - Bracket set for heater railing
 - Wooden railing (lime or walnut)
 - “Emotion” wooden railing (lime or walnut)



“Emotion” wooden railing



Concept R mini

DESIGN SAUNA HEATER



230–400 V 3.5–7.5 kW 3–11 m³ 15 kg

The Concept R mini sauna heater makes an impression with design at the highest technical level, just like its big brother, Concept R. The high-quality materials are impressive as well as the serviceability and quick and easy wall mounting.

In addition, the space-saving installation makes this heater distinctive: with a floor space of just 450 x 200 mm, the Concept R mini is especially suitable for smaller sauna cabins.

Innovative technology:

- Sauna heater capacity: 3.5 kW, 4.5 kW, 6 kW and 7.5 kW
- Exterior parts in brushed and powder-coated stainless steel
- Interior parts made of stainless steel
- Space-saving installation
- Easy to service due to detachable connection box
- Quick and easy wall mounting
- Optional:
 - Bracket set for heater railing
 - Wooden railing (lime wood or walnut)
 - Foot made of stainless steel
 - Cover foot (lime wood or walnut)





The combination of two or more heaters not only looks good, it also makes sense. This makes it possible for heater output to be optimally adapted to the requirements of your cabin. And when you want, the “auxiliary evaporator R” provides plenty of steam to your sauna.

Auxiliary evaporator R

PERFECT COMPLIMENT TO CONCEPT R



230 V 2.5 kW

The auxiliary evaporator R makes steam for your sauna, whether as a stand-alone device or as an expansion module in combination with the oven series Concept R.

The auxiliary evaporator R can be easily retrofitted in existing sauna cabins with infusion stoves.

A sophisticated product design using quality materials such as porcelain and stainless steel characterises the auxiliary evaporator R. Under the porcelain dish for fragrance oils and herbs is an evaporator power of 2.5 kW, ensuring an optimum feel-good climate in your spa cabin.

Innovative technology:

- Evaporator output: 2.5 kW
- Can be combined with Finnish sauna heaters
- Wall mounting and mounting on the sauna heater Concept R possible
- Exterior parts in brushed and powder-coated stainless steel
- Dishwasher-suitable ceramic covering shell
- Optional:
 - Bracket set for railing
 - Wooden railing (lime wood or walnut)
 - Fixed water supply



NEW!



The Concept R mini combi can be put anywhere in the sauna, even in the middle.
The space saving installation of this heater will be a highlight of your sauna.

Concept R mini combi

DESIGN SAUNA HEATER



230–400 V 3.5–7.5 kW 1–1.5 kW 3–11 m³ 15 kg

The Concept R mini combi sauna heater stands out with its high-tech design. High quality materials make an impression, just like friendly service.

The special feature of this sauna heater is the unique foot which was not available in this form before. A revolution on the sauna market. There is a practical and attractive way of concealing cables and connections directly in the foot. This allows the Concept R mini combi to be placed anywhere, even in the middle of the cabin. In addition, the space-saving installation makes this heater distinctive: With a floor space of just 58 x 22 cm, it is especially suitable for small sauna cabins. This sauna heater is also easy and quick to install on a wall.

Innovative technology:

- Sauna heater capacity: 3.5 kW, 4.5 kW, 6 kW and 7.5 kW
- Evaporator output: 1 kW (at 7.5 kW – 1.5 kW)
- Interior parts made of stainless steel
- Space-saving installation
- Easy to service due to detachable connection cards
- Quick and easy wall mounting
- Optional:
 - Bracket set for railing
 - Wooden railing (lime wood or walnut)
 - Foot made of powder-coated stainless steel
 - Cover foot (lime wood or walnut)



IKI Monolith

DESIGN FROM FINLAND



380–415 V 6.9–18 kW 7–28 m² 28–35 kg

Nordic design meets traditional Finnish craftsmanship, making it simply different from everything else.

dSign Vertti Kivi & Co is one of the leading design companies for interior furnishings and interiors in Scandinavia. With sauna heater IKI Monolith, brought about in collaboration with producer IKI-Kiuas LTD., the designers managed to combine a linear and timeless design with a somewhat raw appearance that is nevertheless absolutely functional and durable Finnish craftsmanship.

IKI Monolith not only stands out through design and craftsmanship from Finland but also guarantees you a special sauna and infusion experience.

Innovative technology:

- Sauna heater output: 6.9 kW, 9.0 kW, 13.8 kW, 15.9 kW and 18 kW
- Exterior parts in brushed stainless steel
- Interior parts made of stainless steel
- After infusion, steam is released in all directions – providing for long-lasting and even heat distribution
- By controlled addition of water in the lower or upper area of the stove, the steam burst can be mild or strong
- Easy loading with stones by opening of one of the side parts
- Optional: Stainless steel panel

The large volume of stones allows for perfect infusion, but whilst also extending the heating time.



Qube

SAUNA HEATERS



230–400 V 9–15 kW 9–25 m³ 35–60 kg

With the Qube sauna heater, **sentiotec** continues its high requirements. Straight lines, dark colour and a solid, stainless steel stone edging.

The all-round wooden railing not only provides maximum protection from burns and touching, but also gives the heater an extra lightness with its structured design.

Thanks to its four exposed sides, it is possible to place the heater free-standing in the room. The interior is also unique: the 3-coating technology used here enables the surface temperature of the outer shell to be significantly reduced.

Innovative technology:

- Sauna heater capacity: 9 kW, 10.5 kW, 12 kW and 15 kW
- Exterior parts in brushed and powder-coated stainless steel
- Interior parts made of stainless steel
- Easy to service due to detachable connection box
- 3-coating technology
- Adjustable feet
- Optional:
 - Bracket set for railing
 - Wooden railing (lime wood or walnut)



Home fin

SAUNA HEATERS



230–400 V 4.5–9 kW 3–14 m³ 20/30 kg

With the home sauna heater, sentiotec continues its high requirements in design and function. The straight lines and the dark colours characterise the design of the sauna heater.

Innovative technology:

- Sauna heater capacity: 4.5 kW, 6 kW, 7.5 kW and 9 kW
- Powder coated exterior parts
- Interior parts made of stainless steel
- Adjustable stone tray volume
- External control unit
- Rust and scale-free heating rods
- Integrated water drip tray
- Suitable for monophase connection
- Quick and easy assembly



Phönix

SAWOTEC HEATING PILLAR



380–415 V 4.5–18 kW 3–29 m³ 60–100 kg

The SAWOTEC sauna heater Phönix is available with an output of 4.5 kW to 18 kW.

A conically tapering stainless steel basket adds a special touch of elegance to the heater and provides an even distribution of heat in all directions.

Innovative technology:

- Sauna heater capacity: 4.5 kW to 18 kW
- External control unit
- Interior and exterior stainless steel parts
- Even distribution of heat in all directions
- By controlled addition of water in the lower or upper area of the stove, the steam burst can be mild or strong
- Screw-on feet for perfect alignment

The large volume of stones allows for perfect infusion, but whilst also extending the heating time. Stones are not included in the delivery.



Dragonfire Heater King

DRAGONFIRE DESIGN HEATING PILLAR



220–415 V 3–24 kW 2–40 m³ 70–360 kg

The SAWOTEC Dragonfire Heater King ensures a special sauna experience with its unique design.

Innovative technology:

- Sauna heater capacity: 3–24 kW
- External control unit
- Interior and exterior stainless steel parts
- By controlled addition of water in the lower or upper area of the stove, the steam burst can be mild or strong
- Screw-on feet for perfect alignment

The large volume of stones allows for perfect infusion, but whilst also extending the heating time. Stones are not included in the delivery.



Dragonfire Fiber Jungle

COATED DRAGONFIRE DESIGN HEATING PILLAR



380–415 V 4.5–9 kW 3–14 m³ 60 kg

The SAWOTEC Dragonfire Fibre Jungle column heater has a unique design to make your sauna special. The coating on the heater ensures optimum protection against burning.

Innovative technology:

- Sauna heater capacity: 4.5 – 9 kW
- External control unit
- Interior and exterior stainless steel parts
- By controlled addition of water in the lower or upper area of the stove, the steam burst can be mild or strong
- Screw-on feet for perfect alignment

The large volume of stones allows for perfect infusion, but whilst also extending the heating time.
Stones are not included in the delivery.



Tower Heater

SAWOTEC SAUNA HEATER



220–415 V 3–24 kW 2–40 m³ 70–360 kg

The trendsetter for your sauna!
The **sentiotec** Tower Heater.

Innovative technology:

- Sauna heater capacity: 3 kW to 24 kW
- Available with external and integrated (up to 9 kW) control system
- Even distribution of heat in all directions
- Mild or strong steam burst by controlled addition of water
- Screw-on feet for perfect alignment
- Easy loading with stones by opening of the centre stone basket

Suitable accessories on the opposite side.
Stones must be ordered separately.

The large volume of stones allows for perfect infusion,
but whilst also extending the heating time.
No preset time for models with built-in control unit.
Stones are not included in the delivery.



Wall Tower Heater

SAWOTEC WALL MODEL



220–415 V 6–9 kW 5–14 m³ 70–110 kg



The heating pillar is also available as a space-saving wall and corner model.

Innovative technology:

- Sauna heater capacity: 6 kW to 9 kW
- Available with an external or integrated (6 kW) control unit
- Space-saving through wall mounting
- Even heat distribution
- By controlled addition of water in the lower or upper area of the stove, the steam burst can be mild or strong
- Screw-on feet for perfect alignment
- Easy loading with stones by opening of the centre stone basket

The large volume of stones allows for perfect infusion, but whilst also extending the heating time. No preset time for models with built-in control unit. Stones are not included in the delivery.

Corner Tower Heater

SAWOTEC CORNER MODEL



220–415 V 3.5–12 kW 3–18 m³ 70–160 kg



Innovative technology:

- Sauna heater capacity: 3.5 kW to 12 kW
- Available with external and integrated (4.5 kW to 9 kW) control system
- Even distribution of heat in all directions
- By controlled addition of water in the lower or upper area of the stove, the steam burst can be mild or strong
- Screw-on feet for perfect alignment
- Easy loading with stones by opening of the centre stone basket

Accessories

SAWOTEC ACCESSORIES



Accessories for the sentiotec Tower Heater:

- Tower guards – stainless steel
- Tower guards – soapstone edging
- Tower rail – heater railing



- High-quality sauna stones from Finland for the perfect infusion. For the Tower Heater, we recommend the Finnish sauna stones (1+2) and the round (3) Finnish sauna stones.

Ari

SAWOTEC SAUNA HEATERS



380–415 V 4.5–18 kW 3–29 m³ 60–90 kg



The heating pillar is also available as a space-saving wall and corner model.

Innovative technology:

- Sauna heater capacity: 4.5 kW to 18 kW
- Available with external and integrated (7.5 kW or 9 kW) control system
- Stainless steel cladding
- Even distribution of heat in all directions
- By controlled addition of water in the lower or upper area of the stove, the steam burst can be mild or strong
- Screw-on feet for perfect alignment

Ari Wall

WALL MODEL



380–415 V 7.5–9 kW 7–14 m³ 65 kg



Innovative technology:

- Sauna heater capacity: 7.5 kW or 9 kW
- Available with an external or integrated control unit
- Stainless steel cladding
- Even distribution of heat in all directions
- By controlled addition of water in the lower or upper area of the stove, the steam burst can be mild or strong
- Screw-on feet for perfect alignment

Ari Corner

CORNER MODEL



380–415 V 7.5–9 kW 7–14 m³ 65 kg



Innovative technology:

- Sauna heater capacity: 7.5 kW or 9 kW
- Available with an external or integrated control unit
- Stainless steel cladding
- Even distribution of heat in all directions
- By controlled addition of water in the lower or upper area of the stove, the steam burst can be mild or strong
- Screw-on feet for perfect alignment

Cumulus

SAWOTEC SOAPSTONE HEATER



Soapstone and stainless steel are brought together
Harmoniously in the Cumulus.

Innovative technology:

- Sauna heater output 4.5 kW to 9 kW
- Stainless steel inner and outer casing
- The front side of the soapstone element is encased in stainless steel
- Includes embedded soapstone bowls for fragrant essences
- Available with integrated (NB models) or external control unit
- Rust and scale-free heating rods

The large volume of stones allows for perfect infusion, but whilst also extending the heating time.



Nimbus

SAWOTEC SOAPSTONE



380–415 V 9–15 kW 8–23 m³ 40–75 kg



The soapstone heater has a unique shape and guarantees an even distribution of heat.

Innovative technology:

- Sauna heater output 9 kW, 12 kW and 15 kW
- External control unit
- Soapstone sheathing
- One-of-a-kind “soft” cabin climate thanks to the solid soapstone sheathing, especially when infusing
- Formed soapstones serve as fragrance bowls
- Screw-on feet for perfect alignment
- Extraordinary heat radiation

Nimbus combi

SAWOTEC SOAPSTONE



380–415 V 9–12 kW 2 kW 8–18 m³ 40–50 kg



Finnish saunas and steam sauna with soapstone sheathing and low-water detection system.

Innovative technology:

- Sauna heater output 9 kW
- Evaporator output: 2 kW
- External control unit
- Soapstone outer casing, stainless steel metal parts and evaporator
- One-of-a-kind “soft” cabin climate thanks to the solid soapstone sheathing, especially when infusing
- Formed soapstones serve as fragrance bowls
- Screw-on feet for perfect alignment
- Heater for the evaporator is under the tank and does not come into contact with water

Savonia

SAWOTEC STAINLESS STEEL



380–415 V 9–24 kW 8–42 m³ 40–100 kg



Savonia allows ideal heating of all stones and also larger infusions.

Innovative technology:

- Sauna heater capacity: 9 kW – 24 kW
- External control unit
- Stainless steel inner and outer casing
- Heating rods run through the entire stone basket
- Stainless steel stone grate
- Rust and scale-free heating rods
- Screw-on feet for perfect alignment
- From 21 kW: more heating rods with a larger surface area means less of a load on the heating rods, thus achieving a longer service life

Technical details, see p. 146

Savonia combi

SAWOTEC STAINLESS STEEL



380–415 V 10.5–18 kW 2 kW 7–29 m³ 20–75 kg



The perfect combi heater for commercial sauna systems with a stone holding capacity of up to 50 kg.

Innovative technology:

- Sauna heater output up to 15 kW evaporation output: 2 kW
- External control unit
- Stainless steel inner and outer casing
- Stainless steel stone grate
- Rust and scale-free heating rods
- With integrated low-water display and water shortage system
- Quick and easy assembly
- Screw-on feet for perfect alignment
- Heater for the evaporator is under the tank and does not come into contact with water

Technical details, see p. 147

Rear-wall heater

STAINLESS STEEL



230–400 V 3.5–10.5 kW 4–15 m³ 10–15 kg



The rear-wall heater – guaranteed intelligence and a one-of-a-kind sauna experience.

Innovative technology:

- Sauna heater capacity: 3.5 kW, 4.5 kW, 6.0 kW, 8.0 kW, 9.0 kW and 10.5 kW
- External control unit
- Stainless steel inner and outer casing
- Rust and scale-free heating rods
- Service friendly
- Patented rear-wall maintenance system
- 100% stainless steel, integrated drip tray, removable stone basket, detachable connection box
- Detachable infusion channel
- Hose and infusion bowl included in delivery

Dragonfire Fiber Jungle

COATED DRAGONFIRE DESIGN SAUNA HEATER



4.5–9 kW 3–14 m³ 18–22 kg



The Dragonfire design offers a special sauna experience and optimum protection against burning.

Innovative technology:

- Sauna heater capacity: 4.5 kW, 6 kW, 8 kW and 9 kW
- External control unit
- Interior and exterior stainless steel parts
- Rust and scale-free heating rods
- Also available as a single-phase heater
- Optional accessories: Drip tray

Scandia NEXT

SAWOTEC SAUNA HEATER



230/400 V 4.5–9 kW

3–14 m³

18–22 kg

Only models with
ext. Control unit



400 V



Scandia is available up to mid-sized sauna cabins and impresses with its large stone container.

Innovative technology:

- Sauna heater capacity: 4.5 kW, 6 kW, 8 kW and 9 kW
- Available with an external or integrated control unit
- Flexible control unit installation (right or left – NB model)
- Cover frame and heat shield made of stainless steel
- Brushed stainless steel outer casing
- Inner casing and rock grate made of aluzinc
- Rust and scale-free heating rods
- Also available as a single-phase heater
- Optional accessories: Drip tray

No preset time for models with built-in control unit.

Technical details, see p. 150

Scandia NEXT combi

SAWOTEC SAUNA HEATER



400 V

6–9 kW

1–2 kW

5–14 m³

18–22 kg

Only models with
ext. Control unit



Steam sauna experience in a more compact and pleasing design.

Innovative technology:

- | | |
|---|---|
| ■ Maximum sauna heater output 9 kW | ■ With integrated low-water indicator |
| ■ Evaporation output up to 2 kW | ■ Quick and easy assembly |
| ■ External control unit | ■ Heater for the evaporator is under the tank and does not come into contact with water |
| ■ Cover frame and heat shield made of stainless steel | ■ Includes embedded soapstone bowls for fragrant essences |
| ■ Brushed stainless steel outer casing | ■ Steam outlet grille for herbs |
| ■ Inner casing and rock grate made of aluzinc | ■ Optional accessories: Drip tray |
| ■ Rust and scale-free heating rods | |

Technical details, see p. 151

Mini

SAWOTEC SAUNA HEATER



220–240 V 2.3–3.6 W
380–415 V

1.3–6 m³ 8–10.5 kg



Total Finnish sauna enjoyment despite being small in size – the Mini.

Innovative technology:

- Maximum sauna heater output 3.6 kW
- Available with an external or integrated control unit (NB model)
- Flexible control unit installation (right or left)
- Stainless steel stone grate
- Rust and scale-free heating rods
- Optional accessories: Drip tray

Mini combi

SAWOTEC COMBI HEATER



230 V/400 V 3.6 kW 1 kW 3–6 m³ 8–10.5 kg



Perfect evaporator heater for the smallest of cabins with reliable low-water indicator.

Innovative technology:

- Sauna heater capacity: 3.6 kW
- Evaporation output up to 1 kW
- External control unit
- Rust and scale-free heating rods
- With water shortage connection
- Heater for the evaporator is under the tank and does not come into contact with water
- Includes soapstone bowl for fragrant essences
- Optional accessories: Drip tray

Mini X

SAWOTEC CORNER OPTION



220–240 V 3–3.6 kW
380–415 V

2–6 m³ 8–10.5 kg



Mini X is intended particularly for assembly in the corners of sauna cabins.

Innovative technology:

- Sauna heater output with external control unit: 3.6 kW
- Sauna heater output with integrated control unit: 3.0 kW and 3.6 kW
- Available with an external or integrated control unit
- Rust and scale-free heating rods
- Optional accessories: Drip tray


Nordex NEXT

SAWOTEC SAUNA HEATER



Nordex NEXT

INTEGRATED CONTROL UNIT



The sauna heater, Nordex NEXT, despite its small size, offers a large stone container and is easy to install.

Innovative technology:

- Sauna heater output 4.5kW to 9kW
- External control unit
- Stainless steel outer casing, aluminium-zinc inner casing
- Rust and scale-free heating rods
- Quick and easy assembly
- Optional accessories: Drip tray

Innovative technology:

- Sauna heater output 4.5kW to 9kW
- Integrated control unit
- Stainless steel outer casing, aluminium-zinc inner casing
- Rust and scale-free heating rods
- Quick and easy assembly
- Optional accessories: Drip tray

Nordex NEXT combi

COMBI HEATER



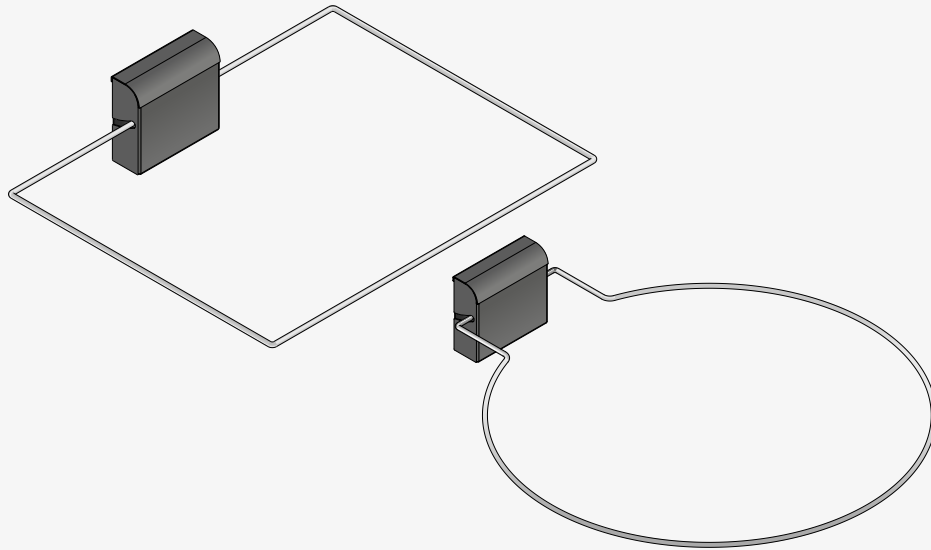
With the Nordex NEXT combi it is up to you whether you prefer a Finnish or a steam sauna.

Innovative technology:

- Sauna heater output 6 kW to 9 kW
- Evaporator output: 2 kW
- Stainless steel outer casing, aluminium-zinc inner casing
- Integrated water shortage system
- Rust and scale-free heating rods
- Quick and easy assembly
- Heater for the evaporator is under the tank and does not come into contact with water
- Optional accessories: Drip tray

Cut-off rocker switch

FOR YOUR SAFETY



Modular cut-off rocker switch for sauna heaters.

Innovative technology:

- Safety shut-off for sauna heaters
- Shut-off when load is placed on the rocker switch (e.g. towel)
- Suitable for wall mounting above sauna heaters
- Fulfils the requirements for remote operation as per DIN EN 60335-2-53
- Round or square model in different sizes available:
 - square: 400x220 mm or 350x400 mm or 500x500 mm
 - round / diameter: 530 mm or 450 mm or 350 mm



Professional B

SAUNA CONTROL UNIT



10.5 kW 3.5 kW 6, 12, 18, 24 h



Pro B3: Sauna control unit with evaporator

Innovative technology Pro B2:

- Intelligent PI controller (turn & press)
- Lighting can be switched (max. 100 W)
- Heating time limit (6/12/18/24 h)
- Preset time in 15-minute increments
- High-quality long-life components
- Phase rolling for extending the service life of the relay
- Flat housing – 4 cm
- Energy-efficient electronics
- Changeable decorative panels optional
- Terminal for safety shut-off
- Single or dual sensor system
- Digital temperature preset
- Temperature display
- Power expansion possible
- Remote start via potential-free contact

Innovative technology Pro B3 (in addition to Pro B2):

- Maximum evaporator performance: 3.5 kW
- Operation with real humidity sensor or clocked (sensor must be ordered separately)
- Post-drying programme
- Digital humidity preset
- Humidity indicator (only with humidity sensor)

Technical details, see p. 157

Professional C

SAUNA CONTROL UNIT



10.5 kW 3.5 kW 3.5 kW 6, 12, 18, 24 h



Pro C2: Sauna control unit

Pro C3: Sauna control unit

Innovative technology Pro C2:

- Intelligent PI controller (turn & press)
- Maximum switching load of the heating system: 10.5 kW
- Light and fan switchable and dimmable (max. 100 W)
- Additional output switchable up to 3.5 kW or 500 W dimmable (for infra-red heater, for example)
- Heating time limit can be raised for commercial use (6/12/18/24 h)
- High-quality long-life components
- Phase rolling for extending the service life of the relay
- Flat housing – 4 cm
- Energy-efficient electronics
- Changeable decorative panels optional
- Terminal for safety shut-off

- Single or dual sensor system
- Digital and precise-to-the-minute time preset
- Digital temperature preset
- Temperature display
- Remote start via potential-free contact
- Eco mode
- Status output
- Power expansion possible
- User profiles

Innovative technology Pro C3 (in addition to Pro C2):

- Maximum evaporator performance: 3.5 kW
- Operation with real humidity sensor or clocked (sensor must be ordered separately)
- Post-drying programme
- Digital humidity preset
- Humidity indicator (only with humidity sensor)

Professional D

SAUNA CONTROL UNIT



Pro D2i



Pro D3i



Power supply unit

Innovative technology Pro D2:

- 2-part sauna control unit (up to 2 sauna control units can be used)
- Patented technology – possible inside and outside the sauna
- Intelligent PI controller
- Maximum switching load of the heating system: 10.5 kW
- Light and fan switchable and dimmable (max. 100 W)
- Additional output switchable up to 3.5 kW or 500 W dimmable (for infra-red heater, for example)
- Heating time limit can be raised for commercial use (6/12/18/24 h)
- High-quality long-life components
- Phase rolling for extending the service life of the relay
- Flat housing – 4 cm
- Energy-efficient electronics
- Terminal for safety shut-off

- Single or dual sensor system
- Digital and precise-to-the-minute time preset
- Digital temperature preset and temperature display
- Remote start via potential-free contact
- Eco mode
- Status output
- Power expansion possible
- User profiles

Innovative technology Pro D3 (in addition to Pro D2):

- Maximum evaporator performance: 3.5 kW
- Operation with a real humidity sensor or clocked (Sensor must be ordered separately)
- Post-drying programme
- Digital humidity preset
- Humidity indicator (only with humidity sensor)

Innovative technology Pro D2i (in addition to Pro D2):

- Additional output switchable up to 3.5 kW or 500 W dimmable (for infrared heater, for example, or infrared heater panels)
- Optional: Operating unit for additional output

Innovative technology Pro D3i (in addition to Pro D3):

- Additional output switchable up to 3.5 kW or 500 W dimmable (for infrared heater, for example, or infrared heater panels)
- Optional: Operating unit for additional output

Optional:

- RS485 Converter for connection to sentio pronet



Additional operating unit for the infrared heater.

sentio pronet

WEB APP

The web app allows you to control the sauna almost anywhere.

Innovative technology:

- Control all functions of the sauna using the web app on your smartphone, tablet or PC
- Access to the sauna control unit via home network (LAN) or Internet (WAN)
- Remote start & remote stop
- Easy integration into the existing home network (LAN) or setting up of a wireless network (Wi-Fi) using an optional Wi-Fi Router
- Depending on the sauna control unit, display of the current temperature, humidity, ...
- Suitable for sentiotec Professional control units (B, C, D)



Surface of the
sentio pronet
to try out



home.com4

HIGH-END SAUNASTEUERUNG



With the new home.com4 you step into a new world of sauna technology. Get convinced of the advantages this sauna control offers. Tauchen Sie ein in eine neue Welt der Sauna Bedienung und lassen Sie sich überzeugen von den Vorteilen, die diese Saunasteuerung bietet. The color display of home.com4 impresses with its intuitive operation with the rotary & push function. You can control your sauna by mobile phone or tablet via home.com4 Bluetooth App.

Just download the free home.com4 app and connect it to your home.com4 sauna control - Done! You can test the Demo version for free.



ANDROID



iOS

POWER VALUES:

- Heating system: 10,5 kW
- Evaporator: 3,5 kW
- Additional output: 500 W (dimnable)
- Light and fan: 100 W (switchable)

OPERATION:

- 2,4" high-resolution color display
- Intuitive turn&push user menu
- 13 menu languages: DE/EN/SV/FR/SL/ES/ET/FI/IT/NL/PL/CS
- Full usability via Bluetooth App



home.com4

HIGH-END SAUNASTEUERUNG



MAIN FUNCTIONS

- Single or dual sensor system (Bench- or humidity sensor - must be ordered separately)
- Intelligent PI control of the temperature
- Real-time-clock with weekday setting
- Minute-after-minute settable heating time limiter with maximum values of 6 / 12 / 18 / 24 h
- Programmable preset timer up to 6 h
- Phase rolling for extending the service life of the relays
- Standard compliant remote start via potential-free contact (permanent contact)
- Remote start of 2 different user profiles
- Input for safety shut-down device (OSG)
- Eco-Mode (efficient sauna breaks)
- Limitable maximum temperature
- Power extension outputs

ADDITIONAL OUTPUT

- Up to 500 W dimmable or 3500 W switchable
- Foil sensor input (for using IR heating plates)
- E.g. for Infrared heaters or IR heating plates

EVAPORATOR

- Operation with real humidity sensor or clocked (sensor must be ordered separately)
- Post-drying program with fan
- Humidity indicator (only with humidity sensor)
- Activatable single-operation-mode
- Optically and acoustically water level alarm
- Menu item can be completely hidden

WEEKLY TIMER

- Fully automated operation with 14 programs
- Daily adjustable (Mo-Su)
- Direct start of user profiles

MUSIC

- Bluetooth 4.0 with a range up to 30 m
- Music-Player controlable via user menu
- Integrated amplifier (2 x 2,8 W @ 4 Ohm)

DMX COLORLIGHT

- 4 light groups individually controlable
- Gradients, time, brightness and transition time individually adjustable
- Supports all common DMX-512-A devices

EXTRA FUNCTIONS

- Childlock avoids unattended heating up
- Technical menu with a wide range of settings



just sauna fin

HIGH-END SAUNA CONTROL UNIT FIN



10.5 kW



Less is more – this best describes the sauna control unit, just sauna fin, with its discreet design available in black or white. The reduced frontal layout focuses on intuitive controls of the most important settings for sauna usage:

The temperature can be read at first glance by means of an LED. Light and ventilation can also be controlled separately. The flat design makes almost flush mounting possible, while behind the façade high-quality electronics offer maximum energy efficiency.

Innovative technology:

- Ultra-slim design (3 mm when installed)
- High-end design and simple to operate
- High-quality long-life components
- Energy-efficient electronics
- Additional output (e.g. for infra-red) either dimmable to 500 W or switchable to 3.5 kW
- Cabin light and fan up to 100 W optionally dimmable or switchable
- Power expansion possible



just sauna combi

HIGH-END SAUNA CONTROL UNIT COMBI



The sauna control unit, just sauna combi, also offers the simplest operation and high-end design.

In addition to just sauna fin, the just sauna combi has an evaporation output of 3.5 kW. The air humidity can easily be seen by means of additional LEDs.

Innovative technology:

- Evaporator capacity 3.5 kW
- Ultra-slim design (3 mm when installed)
- High-end design and simple to operate
- High-quality long-life components
- Energy-efficient electronics
- Additional output (e.g. for infra-red) either dimmable to 500 W or switchable to 3.5 kW
- Cabin light and fan up to 100 W optionally dimmable or switchable
- Power expansion possible
- Humidity indicator



wave.com4 touch II

ALL-IN-ONE OPERATING UNIT



The wave.com4 touch II operating unit is presented with a discreet and modern look. The flat design makes almost flush mounting possible (protrudes only 3 mm when installed). Behind the façade high-quality electronics offer maximum energy efficiency.

With the high-end glass-touch operating unit all functions for sauna and infra-red can be controlled easily and conveniently by means of an intuitive menu.

Finish sauna, soft sauna, infra-red, coloured light and sound are all adjustable individually or in nearly any combination – all-in-one!

Innovative technology:

- Operating using with glass-touch surface
- Ultra-slim design
- Touch-wheel technology enables control of all wave.com4 features
- High-contrast display and extra bright back lighting
- USB port on the glass front
- AUX-in connection (3.5 mm jack) on the glass front
- Menu available in several languages (DE, EN, FR, IT, NL, FI, SV, ES, RU)



wave.com4

BASIC & HUMIDITY MODULE



The wave.com4 leaves nothing to be desired. The modular power supply unit offers all conventional functions. You decide how your sauna is equipped – wave.com4 makes it possible!

Innovative technology (basic module):

- Modular, expandable control system
- Temperature setting from 30 to 110 °C (in 1 °C increments)
- Programmable special functions, such as preset time, operating time, adjustment values, and much more
- Dimmable lighting, phase control
- Several operating units can be connected to the same power supply unit (wave.com4 operating units must be ordered separately)
- Separate heating and lighting circuit (EN 60335-2-53 & EN 60335-1)
- Temperature safety limitation
- Programmable safety shut-off from 4 (standard) to 24 hours
- Programmable automatic start from 1 to 24 hours
- Automatic fault detection (damaged sensor, sensor short-circuit, etc.)
- Menu in several languages
- Eco mode

ATTENTION: Heater sensor F1, Bench sensor F2 and humidity sensor must be ordered separately and are available in two different wood colours (light or dark).



wave.com4

OPERATING UNIT BASIC & HUMIDITY MODULE



The patented indoor & outdoor operating unit in innovative wave design.

Innovative technology:

- Patented technology – possible inside and outside the sauna
- Flat mounting in the cabin (only 10 mm visible)
- Temperature resistant up to 120 °C
- Moisture-proof
- Easy-view display (large 7-segment display)
- Several operating units (up to four) can be connected to the same power supply unit
- Easy mounting with standard core drill
- Various colour and material variations available
- Digital temperature readout on the operating unit
- Ideal for outdoor saunas

saunacontrol+

OPERATING UNIT BASIC & HUMIDITY MODULE



Innovative technology:

- Temperature resistant up to 120 °C
- Moisture-proof
- Low mounting depth (25 mm)
- Suitable for sentiotec solid wood cabins
- Easy-view display
- Digital interior temperature display
- Multiple operating units combinable
- Optional: Cover panel set



Example of version with two operating units and cover panels



Cover panel set for all "+" operating units

A1

SAUNA CONTROL UNIT



9 kW

6 hours



The classic with certified technology and simple operation.

Innovative technology:

- One-piece housing with integrated control unit
- Adjustable temperature from 40 to 125 °C
- Temperature and safety sensor for the heater
- Switches off on sensor interruption and short circuit
- Heating time limit 6 hours
- Optical fault display
- Light connection

Caution: The control units A1 and A2 were specially developed for private sauna cabins and are therefore not suitable for public use.

A2

WITH TIMER

9 kW
15 kW (A2-15)

6 hours



The basic model with digital display and preset time.

Innovative technology (in addition to A1):

- Optional bench sensor (separate order required – real temperature measurement on display possible)
- Digital display: Entering the preset time (up to 24 hours, accurate to the minute)

CV31 / CV41

WITH FAN AND TIMER



CV31: Power supply unit and operating unit on one device



CV41: Flat operating unit with separate power supply unit

The control units for the ambitious user and for professional systems.

Innovative technology:

- Long service life through digital PI control
- Digital display (temperature, preset time, heating time and time of day)
- Adjustable temperature from 10 to 110 °C (CV31) or 15 to 110 °C (CV41)
- Heater sensor and excess temperature fuse (switch-off at sensor break and short circuit)
- Second temperature sensor for the sauna cabin included in delivery
- Heating time limit 6 hours (can be extended to 12, 18 and 24 hours with jumper set)
- Adjustable fan connection (0 to 100%)
- Acoustic and optical fault display, storage of settings in power outages
- Perfectly suited for public use

CK31 / CK41

WITH HUMIDITY OPERATION



CK31: Power supply unit and operating unit on one device



CK41: Flat operating unit with separate power supply unit

Ideal for professional and high-end systems with humidity operation.

Innovative technology (in addition to CV31/CV41):

- Switching to humidity operation and temperature selection from 15 to 80 °C
- Choice of bench or humidity sensor for the sauna cabin (ordered separately)
- Post-drying program
- Low-water display
- Steam generator connection up to max. 3.5 kW possible

Finncontrol DC9

BEST PRICE



Top quality at a great price.
The first step to sauna enjoyment.

Innovative technology:

- One-piece housing with integrated control unit
- Adjustable temperature from 40 to 125 °C
- Temperature and safety sensor for the heater
- Switches off on sensor interruption and short circuit
- Heating time limit 6 hours
- Light connection

Combicontrol DC9C

WITH HUMIDITY MODULE



This control unit combines sauna and humidity operation at a high level of quality at a low price.

Innovative technology (in addition to DC9):

- Humidity operation, temperature from 40 to 65 °C
- Evaporator output: 3 kW
- Low-water display
- Acoustic signal
- Temperature and humidity mode display, as well as preset time in 15-minute increments

K1-NEXT

BEST PRICE



Top quality at a great price.
The first step to sauna enjoyment.

Innovative technology:

- One-piece housing with integrated control unit
- Adjustable temperature from 40 to 125 °C
- Temperature and safety sensor for the heater
- Switches off on sensor interruption and short circuit
- Heating time limit 6 hours
- Light connection

K2-NEXT

DIGITAL DISPLAY



Unbeatably affordable, even with full functionality including timer and digital display.

Innovative technology (in addition to K1-NEXT):

- Digital display: Enter the preset time (in 15 minute cycles)

K3-NEXT

WITH HUMIDITY MODULE



This control unit combines sauna and humidity operation at a high level of quality at a low price.

Innovative technology (in addition to K2-NEXT):

- Humidity operation, temperature from 40 to 65 °C
- Evaporator output: 3 kW
- Low-water display
- Acoustic signal
- Temperature and humidity mode display, as well as preset time in 15-minute increments

K4-NEXT

WITH TEMPERATURE DISPLAY



Unbeatably affordable, even with full functionality including timer and digital temperature display.

Innovative technology (in addition to K1-NEXT):

- Digital temperature display
- Digital display: Entering the preset time (up to 24 hours, accurate to the minute)
- Optical fault display

Thermometer/hygrometer

TEMPERATURE AND HUMIDITY MEASUREMENT WITH STYLE

The thermometer/hygrometer of the 110° line combines good and thoughtful design with precise measurement of the sauna climate. In this way you can always keep an eye on your sauna climate.

You can have our thermometers/hygrometers customised with your company logo when you order 50+ units.



Round thermometer/hygrometer
Stainless steel frame
160 mm Ø
Item no. A-210-THS



Round thermometer/hygrometer
Stainless steel frame
160 mm Ø
Item no. A-210-THW



Square thermometer/hygrometer
Aspen
Item no. A-215-THA



Caution: Temperature range 30–120 °C, relative humidity 0–60%

Thermometer/hygrometer

TEMPERATURE AND HUMIDITY MEASURING INSTRUMENTS



Square thermometer
Item no. 223-TP (pine)



Square thermometer
Item no. 223-TA (aspen)



Square thermometer
Item no. 223-TD (red cedar)



Hygrometer
135 x 135 x 30 mm (W x H x D)
Item no. 220-HP (pine)



Thermometer
230 x 230 x 30 mm (W x H x D)
Item no. 220-TP (pine)



Square thermometer/hygrometer
Item no. 225-THP (pine)



Square thermometer/hygrometer
Item no. 225-THA (aspen)



Square thermometer/hygrometer
Item no. 225-THD (red cedar)



Thermometer/hygrometer
225 x 140 mm (W x H)
Item no. 221-THP (pine)



Square thermometer/hygrometer, divided
Item no. 224-THP (pine)



Square thermometer/hygrometer, divided
Item no. 224-THA (aspen)



Square thermometer/hygrometer, split
Item no. 224-THD (red cedar)



Thermometer/hygrometer
225 x 140 mm (W x H)
Item no. 221-THA (aspen)



Thermometer/hygrometer
225 x 140 mm (W x H)
Item no. 221-THD (red cedar)

Thermometer/hygrometer

TEMPERATURE AND HUMIDITY MEASURING INSTRUMENTS



Thermometer/hygrometer
125 x 200 mm (W x H)
Item no. 241-THP (pine)



Soapstone thermometer
130 mm Ø
Item no. 290-TR



Thermometer/hygrometer
150 x 180 mm (W x H)
Item no. 251-THP (pine)



Thermometer
150 x 180 mm (W x H)
Item no. 250-TP



Hygrometer
150 x 180 mm (W x H)
Item no. 250-HP (pine)



Thermometer/hygrometer
Basic version
225 x 125 mm (W x H)
Item no. 271-THBP (pine)



Thermometer/hygrometer
225 x 140 mm (W x H)
Item no. 222-THP (pine)



**Aspen thermometer/hygrometer
with soapstone**
125 x 160 mm (W x H)
Item no. 281-THRA



**Aspen thermometer/hygrometer
with soapstone**
255 x 155 mm (W x H)
Item no. 282-THRA

Buckets & ladles

RELAXING INFUSION



Red cedar sauna bucket, 4 l
with plastic inner liner
Item no. 340-D



Sauna bucket, 4 l
with plastic inner liner
Item no. 340-P



Sauna bucket, 3 l
Plastic inner liner
Item no. 330-P



Professional sauna ladle
with stainless steel insert
Item no. 321-MP (2 l)
Item no. 341-MP (4 l)



Sauna bucket 26 l
incl. inner tray
Item no. 391-P



Sauna bucket 17 l
incl. inner tray
Item no. 381-P



Stainless steel bucket, 4 l
with wooden handle
Item no. 375-MP
Item no. 375-MD (red cedar)



Plastic inner liner, 4 l
Item no. 304

Plastic inner liner, 3 l
Item no. 303



Ladle 40 cm
Stainless steel with wooden
handle, 100 ml
Item no. 441-MP
Item no. 441-MD (red cedar)



Ladle 40 cm
Stainless steel with wooden
handle, 200 ml
Item no. 442-MP
Item no. 442-MD (red cedar)



Ladle 46.5 cm
200 ml
Item no. 445-MB
Item no. 445-MA



Ladle 70.5 cm
200 ml
Item no. 446-MA



Wooden spoon 41 cm
100 ml
Item no. 440-B



Wooden spoon 52 cm
Basic version, 100 ml
Item no. 443-B



Red cedar wooden ladle, 41 cm
100 ml
Item no. 440-D

Hourglasses

PERFECT TIMING



Hourglass
15 minutes
Item no. 553-A (aspen)
Item no. 553-P (pine)
Item no. 553-D (red cedar)



Aspen hourglass with sandstone
15 minutes
65 x 300 mm (W x H)
Item no. 550-RA



Hourglass
Basic version
15 minutes
65 x 340 mm (W x H)
Item no. 551-EP (pine)



Pine hourglass
15 minutes
65 x 340 mm (W x H)
Item no. 551-P (pine)



Red cedar hourglass
15 minutes
65 x 340 mm (W x H)
Item no. 551-D (red cedar)



Aspen hourglass
15 minutes
65 x 300 mm (W x H)
Item no. 551-A (aspen)

Sauna doors

FEEL-GOOD AMBIENCE



Sauna door, 4-sided frame
(bronze, hinges on left or right)
8 mm glass, multi-bonded frame
Item no. 731-4SGP (790 x 1890 ml)
Item no. 730-4SGP (690 x 1890 ml)



DS80 sauna door
3-sided frame, clear glass or bronze
8 mm ESG, hinges on left or right
Glass: 590 or 680 x 1915 mm
Spruce frame: 650 or 740 x 1960 x 80 mm
Item no. DS80-3CS-590 (clear glass, 590 mm wide)
Item no. DS80-3BS-590 (bronze, 590 mm wide)
Item no. DS80-3CS-680 (clear glass, 680 mm wide)
Item no. DS80-3BS-680 (bronze, 680 mm wide)



Sauna door, 4-sided frame
(clear, hinges on left or right)
8 mm glass, multi-bonded frame
Item no. 731-4SCP (790 x 1890 ml)
Item no. 730-4SCP (690 x 1890 ml)



DS40 sauna door
3-sided frame, clear glass 8 mm ESG,
Doors can be attached on the left or right
Glass: 590 or 680 x 1915 mm
Spruce frame: 650 or 740 x 1960 x 40 mm
Item no. DS40-3CS-590 (590 mm wide)
Item no. DS40-3CS-690 (680 mm wide)



Round door handle, small
Diameter: 65 mm
Item no. 565-P



Round door handle, large
Item no. 566-P



Door handle
Item no. 568-P



Round door hinge (metal)
Item no. A-571

Further accessories can be found in the price list

Lamps

PLEASANT LIGHTING

Other products

FROM HEAD TO TOE



Sauna lamp cover
also for corner mounting
Item no. 915-VP



Sauna lamp cover
Item no. 917-A (aspen)
Item no. 917-D (red cedar)



Sauna lamp cover
150 x 305 x 10 mm (W x H x D)
Item no. 913-VP



Sauna sign
150 x 80 mm (W x H)
Item no. 950-P



Sauna clock in bucket look
(only for use outside of sauna)
Ø 260 mm x 90 mm (W x D)
Item no. 530-P



Ventilation slit, rectangular
215 x 170 mm (W x H)
Item no. 620-A (aspen)
Item no. 620-P
Item no. 620-D (red cedar)
Item no. 620-L (lime wood)



Ventilation slit, round
Ø 145 mm
Item no. 631-A (aspen)
Item no. 631-P
Item no. 631-D (red cedar)



Sauna lamp cover
also for corner mounting
207 x 280 mm (W x H)
Item no. 914-VP



Sauna lamp cover
only for corner mounting
Item no. 920-S (spruce)
Item no. 920-L (lime wood)



Sauna lamp IP54 60 W
(Suitable for all covers,
except 915-VP)
Item no. A-910



Ventilation slits cover
Item no. 635-A (aspen)
Item no. 635-P (pine)
Item no. 635-D (red cedar)



Cover for ventilation slits
Item no. 636-P



Soapstone infusion bowl
Item no. R-100



Soapstone infusion bowl, bulbous
Item no. R-160



Aspen sauna lamp cover with soapstone
160 x 310 x 240 mm
(W x H x D)
Item no. 940-RA



Wooden housing for F1 and F2 sensors
Item no. SC-F1F2-H (aspen)
Item no. SC-F1F2-D (red cedar)



Wooden housing for FTS2 sensors
Item no. SC-FTS2-H (aspen)
Item no. SC-FTS2-D (red cedar)



Sauna loudspeaker
Item no. 970-A (aspen)
Item no. 970-D (red cedar)



Sauna birch brushwood
The most popular type of brushwood.
Birch leaves contain essential oils, vitamin C and pro vitamin A.
Item no. W-450-B



Relax Couch „Linea“
Ergonomic Relax Couch
Material: Linden
Dimensions: 206x65mm
Item no. RC-L-H

Head- and backrests

COMFORT AND ERGONOMICS



Ergonomic headrests
Item no. 512-A (aspen)
Item no. 512-D (red cedar)



Linea headrest
Item no. 525-L (lime wood)



Backrest
Item no. 516-A (aspen)
Item no. 516-P (pine)
Item no. 516-D (red cedar)



Wave headrest
Item no. 515-A (aspen)
Item no. 515-D (red cedar)



Headrest
Item no. 520-S (softwood)
Item no. 520-L (lime wood)



Wave headrest
370 x 270 mm (W x H)
Item no. 511-P
Item no. 511-L (lime wood)



Headrest
370 x 275 mm (W x H)
Item no. 510-P (pine)

Sauna stones

FOR YOUR INFUSION



Round Finnish sauna stones
15 kg, 5–10 cm
Item no. R-991



Finnish sauna stones
20 kg, 10–15 cm
Item no. R-993



Finnish sauna stones
20 kg, 5–10 cm
Item no. R-990



Ceramic sauna stones
15 kg, approx. 4 cm
Item no. K-990

Bench slats

FOR YOUR CABIN



Bench slats
5 pieces – 200 x 3 x 2 cm
Item no. BLP200-30-L (lime wood)
5 pieces – 240 x 3 x 2 cm
Item no. BLP240-30-L (lime wood)



Bench slats
5 pieces – 200 x 8 x 2 cm
Item no. BLP200-80-L (length 2 m, lime wood)
5 pieces – 240 x 8 x 2 cm
Item no. BLP240-80-L (length 2.4 m, lime wood)



Bench slats
5 pieces – 200 x 9.5 x 2 cm
Item no. BLP200-95-L (lime wood)
5 pieces – 240 x 9.5 x 2 cm
Item no. BLP240-95-L (lime wood)

Heater safety guard

FOR YOUR PROTECTION



Prestige heater safety guard
570 x 480 x 760 mm
Item no. SG-PR-S (spruce)
Item no. SG-PR-L (lime wood)



Emotion heater safety guard
570 x 480 x 580 mm
Item no. SG-EM-S (spruce)
Item no. SG-EM-L (lime wood)

Sauna scent concentrates

FRAGRANT ESSENCES



Alpine herbs

Fresh, strong and clear scent.
Creates an atmosphere
of depth and determination
Item no. A-100-AK (100 ml)
Item no. A-102-AK (1 l)
Item no. A-103-AK (10 l)



Anise fennel

Robust odour, soothing
and harmonising
Item no. A-100-AF (100 ml)
Item no. A-102-AF (1 l)
Item no. A-103-AF (10 l)



Blood orange

A fruity and fresh aroma,
boosts concentration,
stimulating and harmonising
Item no. A-100-BO (100 ml)
Item no. A-102-BO (1 l)
Item no. A-103-BO (10 l)



Apple mint

A fruity and fresh aroma,
complemented with mint
Item no. A-100-AM (100 ml)
Item no. A-102-AM (1 l)



Banana

Fruity, fresh aroma
Item no. A-100-BN (100 ml)
Item no. A-102-BN (1 l)



Baked apple

Fresh, fruity aroma
with a hint of cinnamon.
Item no. A-100-BA (100 ml)
Item no. A-102-BA (1 l)



Citrus lemon

Refreshing, reviving and cool
aroma, invigorating,
stimulating; tangy and acidic,
boosts creativity
Item no. A-100-CL (100 ml)
Item no. A-102-CL (1 l)
Item no. A-103-CL (10 l)



Wild service tree berries

A fruity and fresh aroma, cooling
and harmonising
Item no. A-100-EB (100 ml)
Item no. A-102-EB (1 l)
Item no. A-103-EB (10 l)



Ice cherry

Sweet/aromatic smell, calms
anxiety, enhances well-being,
stimulates
Item no. A-100-EK (100 ml)
Item no. A-102-EK (1 l)
Item no. A-103-EK (10 l)



Ice mint

Provides a cool atmosphere,
increases well-being, cleansing,
stimulating, cooling effects
Item no. A-100-EM (100 ml)
Item no. A-102-EM (1 l)
Item no. A-103-EM (10 l)



Spice mint

Mostly mint with a slight hint of
eucalyptus rounded off
with spicy clove and cinnamon,
harmonising, stimulating
Item no. A-100-GM (100 ml)
Item no. A-102-GM (1 l)
Item no. A-103-GM (10 l)



Pomegranate

Refreshing fragrance, promotes
concentration, activates
Item no. A-100-GA (100 ml)
Item no. A-102-GA (1 l)
Item no. A-103-GA (10 l)



Pomegranate, mint and incense

Fruity and heavy aroma,
complemented with mint
Item no. A-100-GW (100 ml)
Item no. A-102-GW (1 l)



Green tea

Pleasant aroma
with light citrus note
Item no. A-100-GT (100 ml)
Item no. A-102-GT (1 l)



Elderberry and plum

A tangy, fresh and fruity aroma,
elderberry is a traditional
medicine and strengthens
the immune system
Item no. A-100-HZ (100 ml)
Item no. A-102-HZ (1 l)
Item no. A-103-HZ (10 l)

Sauna scent concentrates

FRAGRANT ESSENCES



Honey

Invigorating, activating,
spicy aroma
Item no. A-100-HO (100 ml)
Item no. A-102-HO (1 l)
Item no. A-103-HO (10 l)



Jasmine blossom

Sweet floral fragrance
Item no. A-100-JB (100 ml)
Item no. A-102-JB (1 l)



Mixed herbs

Fresh, strong and clear scent;
creates an atmosphere
of depth and decisiveness,
reviving and refreshing
Item no. A-100-KM (100 ml)
Item no. A-102-KM (1 l)
Item no. A-103-KM (10 l)



Mountain pine

Resinous wood aroma,
refreshing, invigorating
and clears the airways
Item no. A-100-LK (100 ml)
Item no. A-102-LK (1 l)
Item no. A-103-LK (10 l)



Lavender

An aroma that opens the senses,
for love, friendship
and harmony, calming and relaxing
Item no. A-100-LA (100 ml)
Item no. A-102-LA (1 l)
Item no. A-103-LA (10 l)



Lime

A fruity and fresh aroma,
cooling and invigorating
Item no. A-100-LM (100 ml)
Item no. A-102-LM (1 l)
Item no. A-103-LM (10 l)



Lemon balm and honey

A clear and fresh
but mild natural aroma,
relaxing, harmonising, fresh
and spicy; boosts well-being
Item no. A-100-MH (100 ml)
Item no. A-102-MH (1 l)
Item no. A-103-MH (10 l)



Mint/lemon

A fruity and fresh aroma,
cooling and harmonising
Item no. A-100-MZ (100 ml)
Item no. A-102-MZ (1 l)



Nordic birch

Stabilising, stimulating
and harmonising
Item no. A-100-NB (100 ml)
Item no. A-102-NB (1 l)
Item no. A-103-NB (10 l)



Royal Eucament

This fragrance contains eucalyptus,
mint, menthol, camphor and sage
with soothing and harmonising effects,
cools and boosts well-being
Item no. A-100-RE (100 ml)
Item no. A-102-RE (1 l)
Item no. A-103-RE (10 l)



Sea buckthorn

Herby, sour
fruity aroma,
invigorating.
Item no. A-100-SD (100 ml)
Item no. A-102-SD (1 l)
Item no. A-103-SD (10 l)



Sauna gold

Spicy aroma,
calming and
harmonising
Item no. A-100-SG (100 ml)
Item no. A-102-SG (1 l)
Item no. A-103-SG (10 l)



Blackcurrant

Fresh and fruity aroma;
revives and clears the head,
lightens the mood
Item no. A-100-SJ (100 ml)
Item no. A-102-SJ (1 l)
Item no. A-103-SJ (10 l)



Fir honey

Fruity, woody aroma.
Item no. A-100-TH (100 ml)
Item no. A-102-TH (1 l)



Tiger mint

Fresh, strong aroma
Item no. A-100-TM (100 ml)
Item no. A-102-TM (1 l)

Sauna scent concentrates

FRAGRANT ESSENCES



Tropical Night
A sweet aroma
reminiscent of a tropical night
Item no. A-100-TN (100 ml)
Item no. A-102-TN (1 l)
Item no. A-103-TN (10 l)



Wild berries
An aromatic cocktail of all
different wild berries, relaxes
and makes you dream
Item no. A-100-WB (100 ml)
Item no. A-102-WB (1 l)
Item no. A-103-WB (10 l)



Watermelon
A fruity and fresh aroma
Item no. A-100-WM (100 ml)
Item no. A-102-WM (1 l)
Item no. A-103-WM (10 l)



Cedar Euca Orange
A fruity, fresh and rounded fragrance,
harmonising, with cleansing,
stimulating, cooling effects
Item no. A-100-ZE (100 ml)
Item no. A-102-ZE (1 l)
Item no. A-103-ZE (10 l)



Cinnamon peppermint
Provides a cool atmosphere,
increases well-being,
mildly stimulating
Item no. A-100-CP (100 ml)
Item no. A-102-CP (1 l)



Swiss pine
Warm, balmy, spicy aroma,
cleansing, activating, energising,
brightens up your mood
Item no. A-100-ZI (100 ml)
Item no. A-102-ZI (1 l)
Item no. A-103-ZI (10 l)



Lemon grass
Strong, fresh, citrus-like aroma,
revives, drives away fatigue,
boosts concentration
and invigorates
Item no. A-100-LG (100 ml)
Item no. A-102-LG (1 l)
Item no. A-103-LG (10 l)



Cypress rosemary
Resinous wood aroma,
refreshing, invigorating,
harmonising, spreads tranquillity
and relaxation
Item no. A-100-ZR (100 ml)
Item no. A-102-ZR (1 l)



5-item wellness set

CARE IN AND AFTER THE SAUNA



5-item wellness set, honey
Invigorating, activating,
spicy aroma
Item no. A-500-HO



Wellness set of 5, green tea
Pleasant aroma
with light citrus note
Item no. A-500-GT

5-item wellness set consists of:

- Peeling salt 30 g
 - In the sauna, rub the pure salt mixture into moist skin.
 - Boosts perspiration.
- Peeling cream 30 g
 - For direct external use as a regenerative
 - body peeling scrub after the sauna.
- Aromatic oil 50 ml
 - Add a few drops to a litre of water
 - for a perfect sauna infusion.
- Menthol crystals 5 g
 - For an intense fragrance in sauna cabins. Only a few crystals are needed!
 - Just lay them on the hot stones without water.
- Moisturising cream 30 g
 - For external use as revitalising body and facial skin care.



Sauna peeling creams

CARE AFTER THE SAUNA



Use: For direct external use as a regenerating body scrub.

Sauna peeling salts

CARE IN THE SAUNA



Use: In the sauna, rub onto damp skin.

Sauna menthol crystals

FOR AROMA IN THE SAUNA

Use: Only a few crystals are needed!
Just lay them on the hot stones without water.



Menthol crystals

Cooling, invigorating natural menthol
Item no. A-110-M (50 g)



Blood orange

Fruity, refreshing
Item no. A-602-BO (200 ml)
Item no. A-650-BO (5 kg)



Eucalyptus menthol

Invigorating, cooling
Item no. A-602-EM (200 ml)
Item no. A-650-EM (5 kg)



Blood orange

Promotes perspiration
Item no. A-200-BO (200 g)
Item no. A-201-BO (1 kg)
Item no. A-202-BO (10 kg)



Eucalyptus menthol

Promotes perspiration and cools the skin
Item no. A-200-EM (200 g)
Item no. A-201-EM (1 kg)
Item no. A-202-EM (10 kg)



Honey

Invigorating, activating
Item no. A-602-HO (200 ml)
Item no. A-650-HO (5 kg)



Lavender mint menthol

Harmonising, cooling
Item no. A-602-LM (200 ml)
Item no. A-650-LM (5 kg)



Honey

Promotes perspiration
Item no. A-200-HO (200 g)
Item no. A-201-HO (1 kg)
Item no. A-202-HO (10 kg)



Lavender mint menthol

Promotes perspiration and cools the skin
Item no. A-200-LM (200 g)
Item no. A-201-LM (1 kg)
Item no. A-202-LM (10 kg)



Menthol crystals

Cooling, invigorating natural menthol
Item no. A-111-M (200 g)

Sauna accessories Basic

LOW-PRICE ACCESSORIES



Thermometer/hygrometer
Basic version
Item no. 281-THEP



Thermometer/hygrometer
Basic, diameter 100 mm
Item no. 260-TH



Thermometer
Basic, diameter 100 mm
Item no. 260-T



Hygrometer
Basic, diameter 100 mm
Item no. 260-H



Wooden hourglass
Basic version
Item no. 552-EP



Basic heater protection
only for corner mounting
570 x 480 x 760 mm
Item no. SG-BS-S (spruce)



Wooden ladle
Basic version
Item no. 430-E



Sauna accessories box
11-piece; consisting of: Sauna bucket (with plastic inner liner), wooden spoon, hourglass, thermometer/hygrometer, 5 sauna fragrances and sauna rules board
Item no. German: A-453-B-D | Item no. English: A-453-B-E
Item no. French: A-453-B-F | Item no. Italian: A-453-B-I
Item no. Dutch: A-453-B-NL



Sauna bucket, 4 l
Plastic inner liner
Item no. 335-EP



Sauna fragrant oil set, 5-piece
with the scents of mint,
orange, eucalyptus,
pine needle and lemon balm
Item no. A-508-B



Sauna rules sign (A4)
Item no. German: A-950-D
Item no. English: A-950-E
Item no. Dutch: A-950-NL



Sauna rules sign (A4)
Item no. French: A-920-F
Item no. Italian: A-920-I



VitaMy

FULL-SPECTRUM INFRARED CABIN



VitaMy 164 basic equipment:

- Sauna cabin dimensions: 1640 x 1250 x 2020 mm (W x D x H)
- IR control unit (similar to wave.com4 Infra) with two dimmable heating circuits, and IR plates can also be connected
- Dimmable LED lighting (warm white)
- 2x infrared heat plates each 100 W (for calves)
- 2x ECO full-spectrum radiators each 350 W (back)
- 2x ECO full-spectrum radiators each 500 W (front)
- 1x vent (round) – available as an option: Fan
- 2x soapstone bowl for sauna fragrances
- Infrared radiation with glass: A 24%, B 55%, C 21%
- Glass elements made of single pane safety glass
 - 1x 474 x 1945 mm
 - 1x 474 x 1945 x 8 mm including bore holes
- 1x glass door incl. wooden handle 590 x 1915 x 8 mm

VitaMy 164 BT equipment version (in addition to basic):

- Bluetooth module
- Electrodynamic exciter

VitaMy 164 S&L equipment version (in addition to basic):

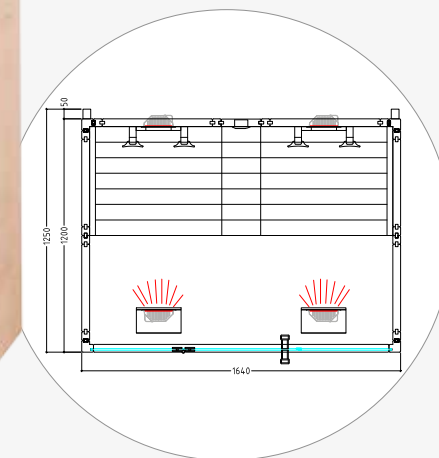
- sound & light set (colour lamp, operating unit, USB dock, USB stick)

Item no. VITAMY-164-B (Basic)

Item no. VITAMY-164-BT (incl. Bluetooth)

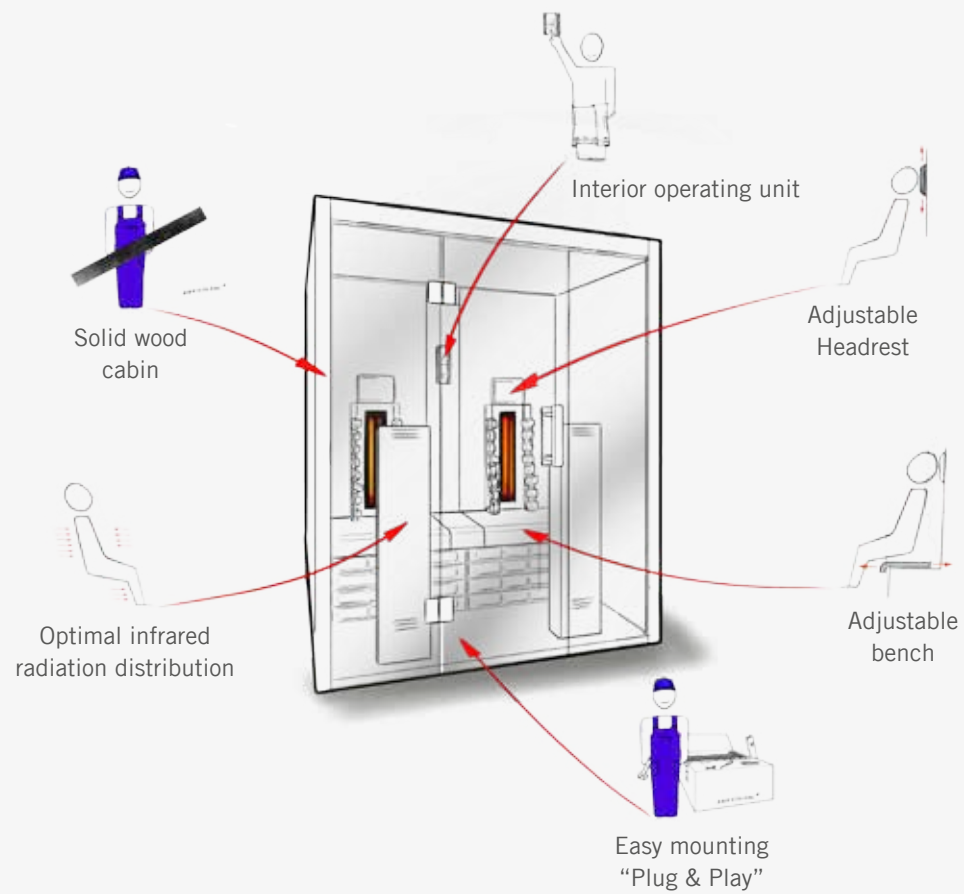
Item no. VITAMY-164-S&L (incl. sound&light, USB, Bluetooth)

Cabin height: 2000 mm



VitaMy

FULL-SPECTRUM INFRARED CABIN



MiniMy

FULL-SPECTRUM INFRARED CABIN

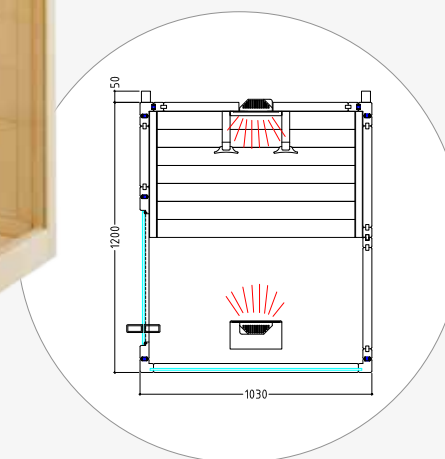


230 V AC

590 x 1915 x 8 mm

MiniMy equipment:

- Sauna cabin dimensions: 1250 x 1030 x 2020 mm (W x D x H)
- IR control unit (wave.com4 Infra) with two dimmable heating circuits, and IR plates can also be connected
- Dimmable LED lighting (warm white)
- 1x infrared heat plates each 100 W (for calves)
- 1x ECO full-spectrum radiators each 350 W (back)
- 1x ECO full-spectrum radiators each 500 W (front)
- 1x vent (round) – available as an option: Fan
- 1x soapstone bowl for sauna fragrances
- Infrared radiation with glass: A 24%, B 55%, C 21%
- Glass elements made of single pane safety glass
- 1x glass door incl. wooden handle 590 x 1915 mm



Art.-Nr. MINIMY-120-B, 1-045-570

Venus Vital

FULL-SPECTRUM INFRARED CABIN



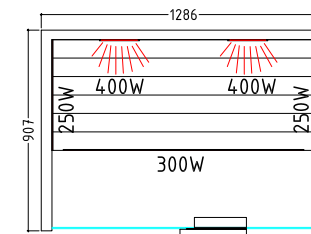
1725 x 572 x 6 mm

Features:

- Dimensions: 1286 x 907 x 1900 mm (WxDxH)
- Hemlock inside and out
- With adjustable heating elements

Product details:

- 2x IR red-light full-spectrum radiator 400 W (back)
- 2x infrared heat plates each 250 W (side)
- 1x infrared heat plates each 300 W (for calves)
- 2x infrared heat plates each 100 W (floor)
- Interior digital control unit
- Coloured light (7 colors, 2 programs)
- Fan
- Radio and MP3 player (USB and Bluetooth)
- Door hinge on right
- Infrared radiation with glass:
 - A 9%, B 24%, C 67%



Art.-Nr. VENUS-V, 1-045-385

Phönix

FULL-SPECTRUM INFRARED CABIN



1873 x 622 x 6 mm
1873 x 592 x 6 mm

Features:

- Canadian cedar inside and out
- Tinted glass design
- With adjustable heating elements
- Cedar wood bench
- Seibersdorf tested radiator technology

Product details:

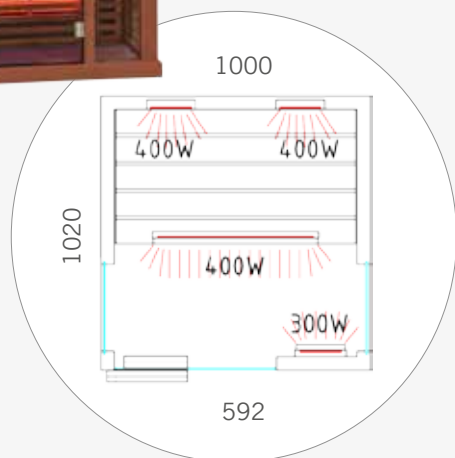
- Small: 4 IR red-light full-spectrum radiator 1,500 W
- Medium: 6 IR red-light full-spectrum radiator 1,900 W
- Large: 7 IR red-light full-spectrum radiator 2,200 W
- Interior digital control unit
- Coloured light
- Fan
- Radio and MP3 player (USB port and SD card slot)
- Door hinge on right
- Infrared radiation with glass:
A 9%, B 24%, C 67%



Phönix Medium

Phönix Small

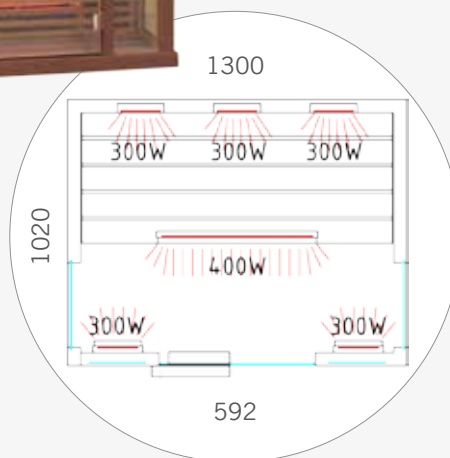
FULL-SPECTRUM INFRARED CABIN



Item no. PHÖNIX-S / 1-030-313
Cabin height: 2000 mm

Phönix Medium

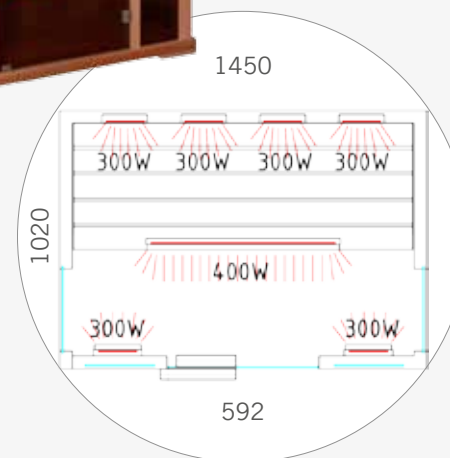
FULL-SPECTRUM INFRARED CABIN



Item no. PHÖNIX-M / 1-030-314
Cabin height: 2000 mm

Phönix Large

FULL-SPECTRUM INFRARED CABIN




Item no. PHÖNIX-L / 1-030-315
Cabin height: 2000 mm

wave.com4 infra

INFRARED OPERATING UNIT



3 kW+



wave.com4 infra



IR power supply unit

wave.com4 infra – the all-rounder among infrared control units!

Innovative technology:

- Suitable for infrared heating systems with IR radiators, IR foils, or IR plate technology
- Control in power levels (also for full-spectrum radiators, such as Vitae)
- Two separately controllable heating circuits, each with two outputs of 1500 W (max. 3000 W)
- Bench sensor included
- Operating unit in wave.com4 design (must be ordered separately)
- Digital display of heating time, intensity level or temperature
- Predefined user programs (relaxation, warming, short and long endurance)
- Cascadable power supply units up to 12 kW, option of connecting multiple radiators
- Multiple operating units can be connected to a power supply unit
- Heating time limit can be extended (6 h standard, extendable to 12, 18, 24 h)
- Two switchable additional outputs
- Can be operated from inside and outside
- Heat and moisture-proof product

infracontrol+

INFRARED OPERATING UNIT



3 kW+



Innovative technology:

- Such as wave.com4 infra operating unit
- Can be operated from inside and outside
- Heat and moisture-proof product
- Low mounting depth (25 mm)
- Suitable for sentiotec solid wood cabins
- Multiple operating units combinable
- Optional: cover panel set (see p. 75)

IS1 & IS2

GREATEST FLEXIBILITY



3.6 kW



IS1 & IS2 Professional infrared – single-component basic infrared control units.

Innovative technology IS1:

- Professional, basic infrared control at a low price
- Mains connection cable 16 A, 230 V
- Single-circuit infrared control unit with temperature control
- One heating output max. 3600 W
- Optional interior temperature control for radiant heaters or heating foils
- Foil temperature monitoring
- Switching cabin lighting on/off
- Optional: Safety temperature limiter

Innovative technology IS2 (in addition to IS1):

- Dual circuit infrared control unit with temperature control
- Temperature separately settable for each heating circuit
- Both heating circuits can handle a load of 3600 W (sum of both heating circuits may not exceed 3600 W)
- Additional 100 W switch output, for a fan, for example

switchbox

INTELLIGENT SWITCHING DEVICE



Intelligent switching device for wellness facilities.

Innovative technology:

- Operating unit for external and internal installation
- Can be used as button, switch & timer with status display
- Direct operation of intrinsically safe heaters possible, e.g. infrared radiators, etc.
- Remote start & remote stop
- Automatic sauna sprinkler, automatic fans connectable, etc.
- A variety of individual setting options using dip switches
- Max. switching load 3600 Watt, AC1

IHS1 & IHF1

GREATEST FLEXIBILITY



3.6 kW

99 min.



The infrared control unit with the greatest flexibility and a high level of convenience.

Innovative technology:

- IHS1: Suitable for infrared “C” radiators (with room sensor, not suitable for Vitae radiators)
- IHF1: Suitable for panel heating systems (with room sensor and foil sensor)
- Continuous switching of the heating circuits
- Digital display of heating time and temperature
- Continuously adjustable temperature from 30 to 70 °C (IHF1 to 50 °C)
- Heating time limit 99 min. (extendable to 6, 12, 18 and 24 h); extension must be specified at the time of ordering!

infrabox

POWER AND OPERATING UNIT



3.5 kW



Seat sensor available.

Innovative technology:

- Suitable for infrared heating systems with IR radiators, IR foils, or IR plate technology
- One heating output: dimmable in five levels (max. 1300 W) or switchable to max. 3500 W
- Dimmable light output (max. 100 W)
- Optional seat sensor: switches on the heating device when approached
- Foil temperature monitoring (sensor optional)
- Remote start / “Enable” switch input
- A variety of individual setting options using dip switches
- Heating time limit can be extended (6 h standard, extendable to 12 or 24 h)
- Optional: Safety temperature limiter

infrabox basic

POWER AND OPERATING UNIT



Innovative technology:

- Suitable for infrared heating systems with IR radiators, IR foils, or IR plate technology
- One heating output: dimmable in five levels (max. 1300 W) or switchable to max. 3500 W
- Foil temperature monitoring (sensor optional)
- Remote start / "Enable" switch input
- A variety of individual setting options using dip switches
- Heating time limit can be extended (6 h standard, extendable to 12 or 24 h)
- Optional: Safety temperature limiter

infracontrol mini+ set

POWER AND OPERATING UNIT



Example of version with two operating units and cover panels

Innovative technology:

- Such as infrabox basic
- Low mounting depth (25 mm)
- Suitable for sentiotec solid wood cabins
- Multiple operating units combinable
- Optional: cover panel set (see p. 75)

Full-spectrum radiators

MAXIMUM POWER IMMEDIATELY



350–1300 W

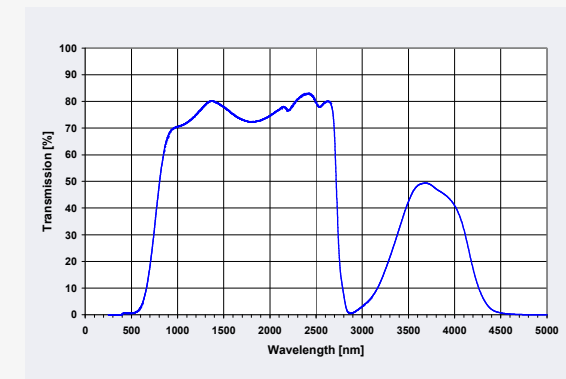

The effective use of the radiant heat is made possible by the Vitae infrared radiator.

Innovative technology:

- No pre-heating, the maximum output is immediately achieved
- Intrinsically safe due to overtemperature protection
- Heat-resistant glass ceramic cover
- Optimal use with the infrared control unit
- wave.com4 infra or IS1/IS2
- Very good, uniform heat distribution due to built-in reflectors
- Optional: decorative panel in black or stainless steel (see Fig.) or wooden lattice to 500 Watt
- Offers the degree of protection IPX4 (suitable for saunas) in the installed state in combination with the decorative panel or wooden backrests
- Available in 350, 500, 750 and 1300 W
- Infrared radiator: A 24%, B 55%, C 21%

Covers and wooden lattice must be ordered separately.

Figure 1: Decorative panel in brushed stainless steel,
Figure 2: Decorative panel in stainless steel painted black



Radiation transmissible dark glass

Full-spectrum radiator, white

MILD INFRARED RADIATOR



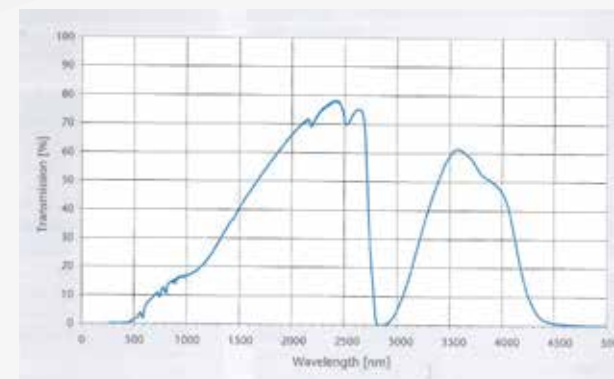
350–1300 W

The white filter glass made of three-fold fired glass ceramics reduces the spectral components which, due to interaction with water molecules in the skin, would otherwise place an undesirable thermal load on the uppermost layer of skin.

Innovative technology:

- Infrared A filter
- Mild infrared emission for the body and gentle heat due to filtering out of the microwave radiation
- No pre-heating, the maximum output is immediately achieved
- Intrinsically safe due to overtemperature protection
- Heatproof glass ceramic covering
- Optimal use with the infrared control unit wave.com4 infra or IS1/IS2
- Very good, uniform heat distribution due to built-in reflectors
- Optional: decorative dark or stainless steel panel (see Fig.) or wooden lattice to 500 Watt
- Offers the degree of protection IPX4 (suitable for saunas) in the installed state in combination with the decorative panel or wooden backrests
- Available in 350, 500, 750 and 1300 W
- Infrared radiator: A 9%, B 57%, C 34%

Covers and wooden lattice must be ordered separately.



Radiation transmissible white glass

Infrared heating plates

PANEL HEATING



100–510 W



Infrared heating plates ensure an all-round pleasant, relaxing sensation of warmth.

Innovative technology:

- Available from 100 W to 510 W
- Panel heating for infrared and sauna cabins
- Emits in the long-wave infrared range
- Can be combined with full spectrum radiators
- Easy assembly
- Suitable for all sentiotec infrared control units
- Heating plates available in two versions (with or without wooden lattice)
- Insulated rear side ensures energy-efficient heat emission toward the front
- Requires no ventilation
- Optional: plate module, suitable as lower-leg-level radiator

ECO full-spectrum radiators

MAXIMUM POWER WITHOUT PRE-HEATING



350–750 W



ECO full-spectrum radiators –
Effective in price and performance

Innovative technology:

- No pre-heating, the maximum output is immediately achieved
- Intrinsically safe due to overtemperature protection
- Optimal use with the infrared control unit wave.com4 infra or IS1/IS2
- Very good, uniform heat distribution due to built-in reflectors
- The glass version offers the degree of protection IPX4 (suitable for saunas), the lattice version the degree of protection IPX2 (suitable for infrared cabins) in the installed state in combination with the decorative panel or wooden backrests
- Optional: decorative panel in black or stainless steel (see Fig.) or wooden lattice to 500 Watt
- Infrared radiation with glass: A 24%, B 55%, C 21%
- Infrared radiation with lattice: A 14%, B 40%, C 46%

Backrests

PURE INFRARED

Infra scented gel

FRAGRANT ESSENCES



Backrest
Lime wood, two-part
71.5 x 11 x 8 cm
Item no. RL-IR-E (350 W)
Item no. RL-IR-L-L (500 W)



Ergonomic backrest*
35 x 89 cm
Item no. 514-A (500 W, aspen)
Item no. 514-D (500 W, red cedar)
Item no. 514-L (500 W, lime wood)



Front cover for IR radiator
Brushed stainless steel
Item no. VIT-BL-S (350 W) – 72.7 x 19.1 x 0.1 cm
Item no. VIT-BL-L (500 W) – 89.2 x 19.1 x 0.1 cm



Front cover for IR radiator
Stainless steel painted black
Item no. VIT-BB-S (350 W) – 72.7 x 19.1 x 0.1 cm
Item no. VIT-BB-L (500 W) – 89.2 x 19.1 x 0.1 cm




Ergonomic VitaMy backrest
Removable, 2-part, 70 x 10.5 x 18 cm
Item no. RL-IR-VM-L
(350 watts, lime wood)



Front cover for IR radiator
73.5 x 21 x 5 cm
Item no. HL-IR-S (350 W)
Item no. HL-IR-L (500 W)



Prestige backrest
73.5 x 21 x 5 cm
Item no. HL-PR-IR-S (350 W)
Item no. HL-PR-IR-L (500 W)



**Protective lattice
for Eco full-spectrum**
65 x 14.5 x 0.1 cm
Item no. ECO-GIT-350 (350 W)
Item no. ECO-GIT-500 (500 W)



Use: Open the container and place it on a level surface.
The gel reveals its aroma automatically; when the room is
adequately scented, simply close the container again.



Blood orange
A fruity and fresh aroma
Item no. A-300-BO (80 g)



Honey
Invigorating, stimulating, spicy aroma
Item no. A-300-HO (80 g)



Royal Eucament
Calming and harmonising,
cooling effect
Item no. A-300-RE (80 g)



Watermelon
A fruity and fresh aroma
Item no. A-300-WM (80 g)




Swiss pine
Cleansing, stimulating effect
Item no. A-300-ZI (80 g)



Lemon grass
Invigorating, relieves fatigue
Item no. A-300-ZG (80 g)

* When using sentiotec infrared radiators, an additional stainless steel front cover is recommended.



SENTIOTEC STEAM

“A PLACE OF REFUGE.
FOR MOMENTS OF
QUIET ENJOYMENT.”

Steam generators	112
Accessories	113
sentiotec Spa Modules	114

Steam generators

THE LATEST GENERATION



3–15 kW 3–40 m³

The latest steam generators – extremely powerful and reliable steam units with connections for dimmer, ventilation and aroma pump.

Innovative technology:

- Evaporator output up to 15 kW
- Steam generators with digital operating units
- Stainless steel inner and outer casing
- More steam at the press of a button: The button (accessory) installed in the steam cabin can be used to trigger a steam burst, thereby increasing the amount of steam.
- Fast cleaning: With the Auto-Drain function, an automatic water rinse is triggered after operation of the steam generator to rinse away lime deposits and dirt particles.
- Comprehensive range of accessories available: aroma pump, pushbutton for steam, etc.



Steam generator operating unit



Item no. STP-Inface



Item no. STP-Inface-T

Steam bath fragrance emulsions

FRAGRANT SCENTS



Blood orange
Item no. A-120-BO (5 l)



Citrus lime
Item no. A-120-CL (5 l)



Eucamint
Item no. A-120-EM (5 l)



Eucalyptus
Item no. A-120-EU (5 l)



Pine needles
Item no. A-120-FN (5 l)



Lavender melissa
Item no. A-120-LM (5 l)



Thyme rosemary
Item no. A-120-TR (5 l)



Steam bath fragrance emulsions enhance the sauna effect and are invigorating and refreshing.

sentiotec customised Spa Modules

STEAM BATHS TO ORDER

New in our product range: sentiotec Spa Modules for your wellness area. The Spa Modules allow you to have your dream steam bath put together by us, from the walls to the interior fittings. The compact design allows it to be customised for small spaces and makes it fast and easy to install. Showers and pools won't be a problem for the flexible modules made of extruded polystyrene (XPS) either.

sentiotec Spa Modules are

- easy and fast to install
- adaptable
- light in weight, yet heavy duty
- particularly water repellent
- absorb heat easily
- made of extruded polystyrene (XPS)

The sentiotec Spa Module encompass wall, roof, seat and any other parts as ready-to-install components. The installed module then needs to be primed so it is waterproof, and be individually tiled. (Tiles and primer are not included with the delivery.) We leave our customers room for creativity.

They are suitable for use in the home bathroom, in public spas, in fitness studios, hotels, and so on.

We can customise the following products for you:

- Steam baths
- Shower areas
- Cooling room, ice room
- Furniture such as benches, seats, water trays etc.

We can also offer you the following accessories:

- Harvia HGX and HGP steam generators and accessories
- Doors with an aluminium frame
- Starry sky
- Steam fountain



sentiotec customised Spa Modules

STEAM BATHS TO ORDER



Showers are part of every wellness area. The sentiotec Spa Module showers make it easy and straightforward to plan and install your showers. Snail shaped showers or round ones, with or without curves, our modules let you structure your wellness area individually, even at home.

We currently offer 3 different models:

- "Round" shower – 2100 mm high
- "Snail" shower – 2100 mm high
- "Tulip" shower – 2500 mm high
- Customised models available



sentiotec Spa Module benches aren't just comfortable but also stylish. It doesn't matter how long and wide your steam bath is, we can adapt the size to your individual requirements. They are easy to tile to suit your requirements. (Tiles are not included, we encourage you to explore your creativity!)

We currently offer four different benches:

- Basic bench
- Basic 1 bench
- Basic 2 bench
- Bench de luxe



Relax modules will tempt you to take a break. The lightweight modules can be placed wherever you like, and be tiled individually. (Tiles are not included, please explore your creativity!)

We currently offer 3 different types of relax modules:

- "Relax"
- "Sleep"
- "Couch"

All our relax modules are available with or without integrated electric heating.



The door with an aluminium frame is an excellent solution for steam baths. They were specifically developed for steam bath conditions. They create a uniform appearance throughout your wellness area. The glass door is made of 8 mm thick safety glass.


Our doors are designed so that no screw heads are visible, the door handle is made of aluminium and the glass is available in the following versions: bronze, smoky grey, clear and satin.



To set your steam bath in scene, we also offer you different types of steam bath lighting. Create a pleasant environment with light crystals from sentiotec.

We current offer you four different versions of the crystals:

- Polyhedron crystal
- Round crystal
- Diamond crystal, short
- Diamond crystal, long



SENTIOTEC LIGHT & MEDIA

“WHEN ALL FIVE SENSES ARE GENTLY
PAMPERED, TOTAL RELAXATION
IS NOT FAR AWAY.”

Coloured light & music 118

sound&light

INNOVATION FOR ALL THE SENSES



Total relaxation through the latest technology!

Innovative technology:

- Enclosed housing with LED coloured light and integrated stereo loudspeakers
- Operating unit with “wave-Design” (patented feature for mounting inside and/or outside the sauna)
- Heat and moisture-proof product
- For saunas, combo saunas, infrared cabins, and private and commercial installations. sound&light also suitable for steam baths (but not the operating unit).
- Uniform and soft lighting through LED technology
- RGB colour mixer (entire colour spectrum available)
- Smooth colour transitions (programmable) for perfect relaxation
- MP3 files are played from the USB stick – plug&play is the motto of this innovative development, and with the Shuffle Mode function you can add an element of surprise to each experience
- AUX connection for music playback from external audio sources
- Up to four cascadable colour lamps
- Dust & humidity protection; sturdy aluminium housing



Fully sauna-compatible up to 130 °C!



sound&light+

INNOVATION FOR ALL THE SENSES



Total relaxation!

Innovative technology:

- Such as the sound&light operating unit
- Heat and moisture-proof product
- Can be operated from inside and outside
- Low mounting depth (25 mm)
- Suitable for sentiotec solid wood cabins
- Multiple operating units combinable
- Optional: cover panel set (see p. 75)

sound&light+ USB dock

INNOVATION FOR ALL THE SENSES



USB and AUX connections for the sound&light+ operating unit.

Innovative technology:

- USB and AUX connections for sound&light and operating unit
- Low mounting depth (30 mm)
- Suitable for sentiotec solid wood cabins
- Multiple operating units combinable
- Optional: cover panel set (see p. 75)

wave.com4 sound

BLUETOOTH MODULE



Bluetooth module for operation inside and outside.

Innovative technology:

- Music playable from Bluetooth-compatible devices (e.g. mobile phone, laptop, tablet)
- With integrated amplifier
- Heat and moisture-proof product.

bluetooth+

BLUETOOTH MODULE



Innovative technology:

- Such as wave.com4 sound
- Heat and moisture-proof product
- Low mounting depth (25 mm)
- Suitable for sentiotec solid wood cabins
- Multiple operating units combinable
- Optional: cover panel set (see p. 75)

Exciters

STRUCTURE-BORNE SOUND TRANSDUCERS



“Invisible” music experience.

Innovative technology:

- Two 25 W electromagnetic exciters / structure-borne sound transducers
- Vibrations are transferred to the sauna wall/ceiling
- “Invisible” loudspeakers – no negative influence on the design
- Easy installation on the rear wall of the sauna or sauna ceiling with wood screws
- Temperature range: -25 °C to 70 °C
- Acoustics strongly dependent on the material, dimensions, and shape of the surface to be excited

Loudspeakers

LOUDSPEAKERS



Innovative technology:

- Two 20 W loudspeakers for ceiling mounting
- Heat and moisture-proof product
- Cut-out dimension: Ø 110 mm
- Suitable for the sauna interior
- Temperature range: -40 °C to 110 °C
- White-painted metal cover
- Easy installation with spring clips

Coloured light

LED STRIPS



LED strips for individual and soft lighting of sauna and infrared cabin.

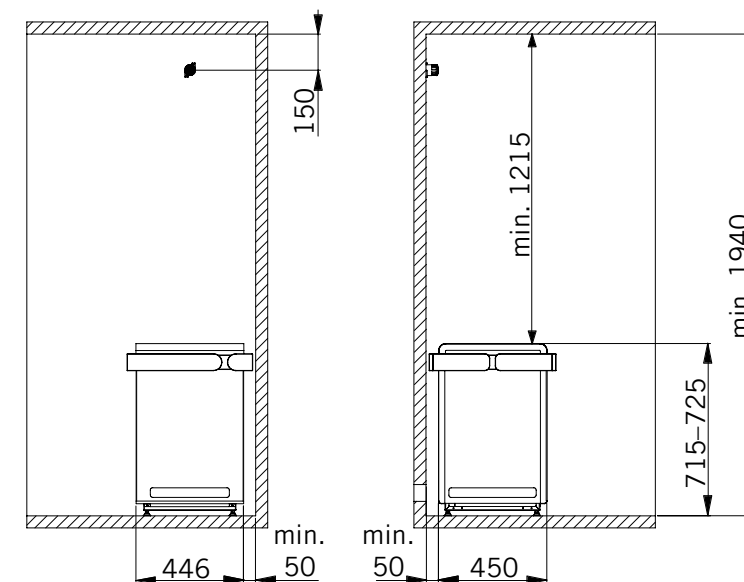
Innovative technology:

- Rear bench illumination
- Indirect lighting
- 12 RGB LEDs per strip
- Remote control
- Basic set: Remote control and 2 LED strips, each 25 cm
- Basic set expandable up to 10 strips
- Heat-resistant to 80 °C
- Simple and flexible assembly
- Cable and plug available separately
- Optional: 150 W transformer for up to 40 LED strips
- Custom colours, colour gradation or white light can be set

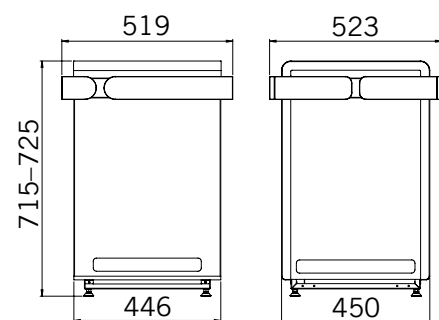


Concept R:

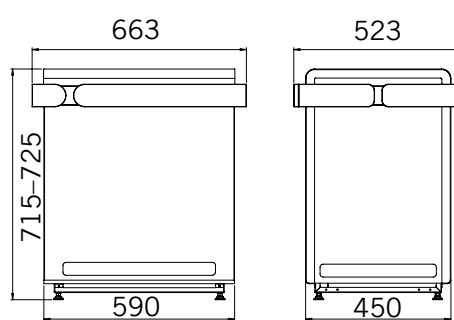
Item no.	CP-RB-090	CP-RB-105	CP-RB-120	CP-RB-150
Colour	Anthracite	Anthracite	Anthracite	Anthracite
Power rating [kW]	9.0	10.5	12	15
Cabin volume [m ³]	9–14	10–15	14–18	18–25
Integrated evaporator [kW]	No	No	No	No
Weight [kg]	34	34	40	40
Stone weight [kg]	approx. 25	approx. 25	approx. 35	approx. 35
Supply voltage	400 V AC 3 N~ 50/60 Hz 230 V AC 1 N~ 50/60 Hz	400 V AC 3 N~ 50/60 Hz	400 V AC 3 N~ 50/60 Hz	400 V AC 3 N~ 50/60 Hz
Fuse [A]	3x 16	3x 16	3x 16 / 3x 10	3x 16 / 3x 10



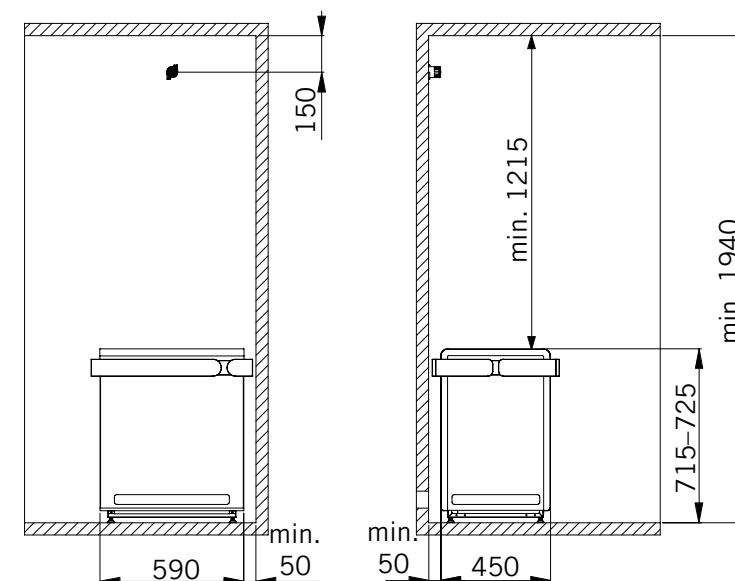
Safety distances for Concept R 9 and 10.5 kW
(CP-RB-090 / CP-RB-105)



Dimensions for Concept R 9 and 10.5 kW
(CP-RB-090 / CP-RB-105)



Dimensions for Concept R 12 and 15 kW
(CP-RB-120 / CP-RB-150)



Safety distances for Concept R 12 and 15 kW
(CP-RB-120 / CP-RB-150)

Concept R combi:

Item no.	CP-RCB-090	CP-RCB-105
Colour	Anthracite	Anthracite
Power rating [kW]	9	10.5
Cabin volume [m ³]	9–14	9–15
Integrated evaporator [kW]	2.5	2.5
Weight [kg]	34	34
Stone weight [kg]	approx. 25	approx. 25
Supply voltage	400 V AC 3 N~ 50/60 Hz 230 V AC 1 N~ 50/60 Hz	400 V AC 3 N~ 50/60 Hz
Fuse [A]	3x 16	3x 16

Accessories for Concept R, Concept R combi

Suitable for CP-RB-090, CP-RB-105, CP-RB-120, CP-RB-150, CP-RCB-090, CP-RCB-105

Item no.	Name
CP-R-SWL	Safety shutdown for Concept R
CP-R-HSR	Bracket set for heater railing
CP-R-EHSR	Bracket set for “Emotion” heater railing

Suitable for CP-RB-090, CP-RB-105

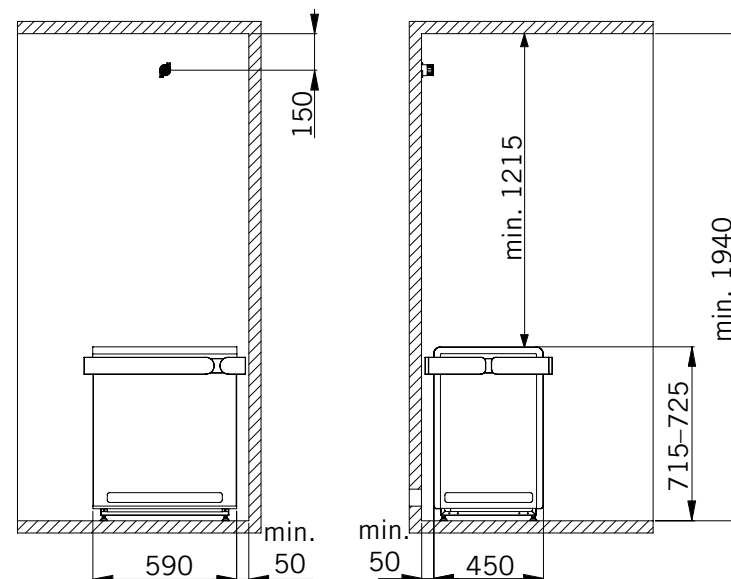
Item no.	Name
CP-R-L1	Wooden railing, small for Concept R – lime wood
CP-R-N1	Wooden railing, small for Concept R – walnut
CP-R-EN1	Wooden “Emotion” railing, small for Concept R – walnut
CP-R-EL1	Wooden “Emotion” railing, small for Concept R – lime wood

Suitable for CP-RB-120, CP-RB-150, CP-RCB-090, CP-RCB-105

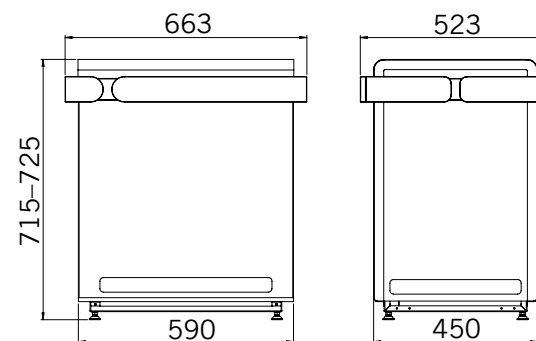
Item no.	Name
CP-R-L2	Wooden railing, large for Concept R – lime wood
CP-R-N2	Wooden railing, large for Concept R – walnut
CP-R-EN2	Wooden “Emotion” railing, large for Concept R – walnut
CP-R-EL2	Wooden “Emotion” railing, large for Concept R – lime wood

Suitable for CP-RCB-090, CP-RCB-105

Item no.	Name
CP-RC-AF	Auto-refill set (fixed water connection)



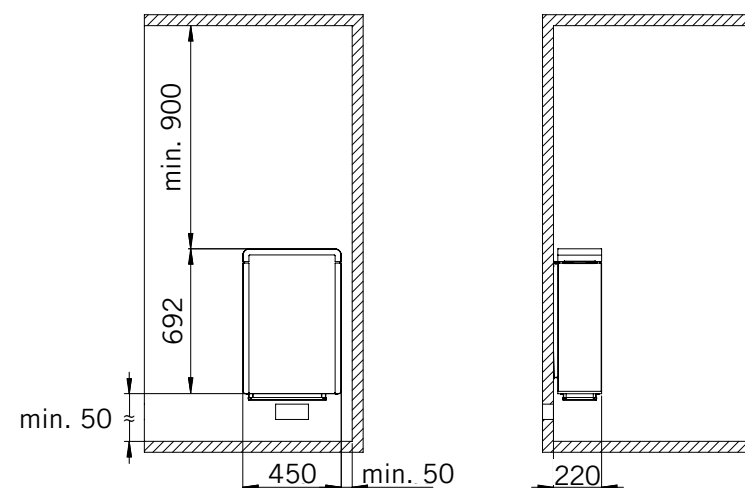
Safety distances for Concept R combi 9 and 10.5 kW
(CP-RCB-090 / CP-RCB-105)



Safety distances for Concept R combi 9 and 10.5 kW
(CP-RCB-090 / CP-RCB-105)

Concept R mini:

Item no.	CP-RM-35	CP-RM-45	CP-RM-60	CP-RM-75
Colour	Stainless steel	Stainless steel	Stainless steel	Stainless steel
Power rating [kW]	3.5	4.5	6	7.5
Cabin volume [m³]	3–5	4–6	5–8	7–9
Integrated evaporator [kW]	No	No	No	No
Weight [kg]	19.5	19.5	19.5	19.5
Stone weight [kg]	approx. 15	approx. 15	approx. 15	approx. 15
Supply voltage	400 V AC 3 N~ 50/60 Hz 230 V AC 1 N~ 50/60 Hz 230 V AC 3 N~ 50/60 Hz	400 V AC 3 N~ 50/60 Hz 230 V AC 1 N~ 50/60 Hz 230 V AC 3 N~ 50/60 Hz	400 V AC 3 N~ 50/60 Hz 230 V AC 1 N~ 50/60 Hz 230 V AC 3 N~ 50/60 Hz	400 V AC 3 N~ 50/60 Hz 230 V AC 1 N~ 50/60 Hz
Fuse [A]	3x 10	3x 10	3x 10	3x 10

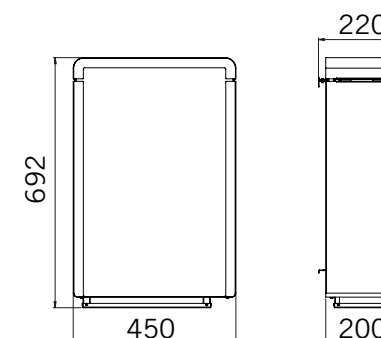


Safety distances for Concept R mini 3.5, 4.5, 6 and 7.5 kW
(CP-RM-35 / CP-RM-45 / CP-RM-60 / CP-RM-75)

Accessories for Concept R mini

Suitable for CP-RM-35, CP-RM-45, CP-RM-60, CP-RM-75:

Item no.	Name
CP-RM-HSR	Bracket set for railing
CP-RM-L	Wooden railing for Concept R Mini, auxiliary evaporator R – lime wood
CP-RM-N	Wooden railing for Concept R Mini, auxiliary evaporator R – walnut
CP-RM-SF	Foot for Concept R mini combi
CP-RM-CSF-L	Cover foot for Concept R mini, lime wood
CP-RM-CSF-N	Cover foot for Concept R mini, walnut



Dimensions for Concept R mini 3.5, 4.5, 6 and 7.5 kW
(CP-RM-35 / CP-RM-45 / CP-RM-60 / CP-RM-75)

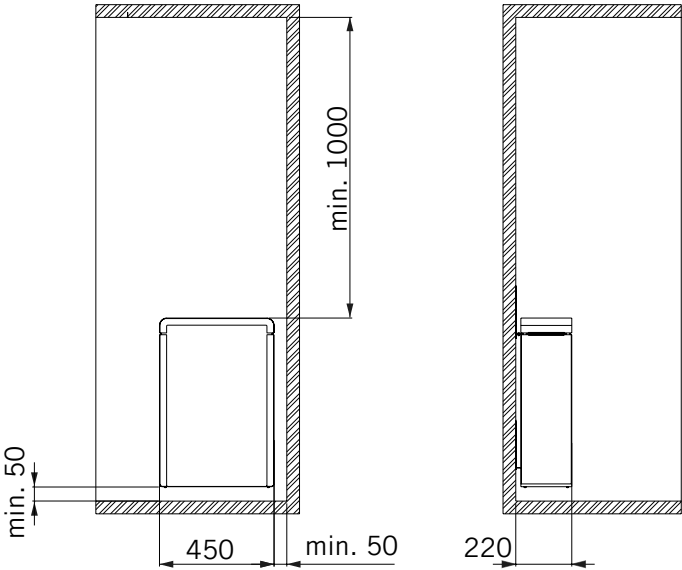
Auxiliary evaporator R:

Item no.	CP-25-STP	CP-25-STP-B
Colour	Stainless steel	Anthracite
Power rating [kW]	2.5	2.5
Weight [kg]	18	18
Supply voltage	230 V AC 1 N~ 50/60 Hz	230 V AC 1 N~ 50/60 Hz
Fuse [A]	1x 13	1x 13

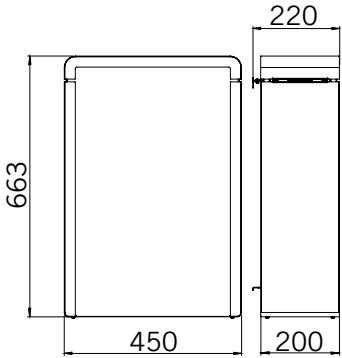
Accessories for auxiliary evaporator R

Suitable for CP-25-STP, CP-25-STP-B

Item no.	Name
CP-RM-HSR	Bracket set for railing
CP-RM-L	Wooden railing for Concept R Mini, auxiliary evaporator R – lime wood
CP-RM-N	Wooden railing for Concept R Mini, auxiliary evaporator R – walnut
CP-RC-AF	Auto-refill-set (fixed water connection)



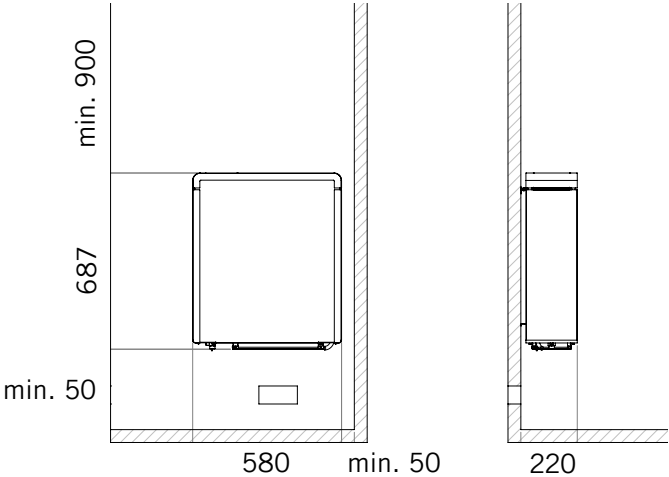
Safety distances for auxiliary evaporator R
(CP-25-STP / CP-25-STP-B)



Dimensions of auxiliary evaporator R
(CP-25-STP / CP-25-STP-B)

Concept R mini combi

Item no.	CP-RMC-35	CP-RMC-45	CP-RMC-60	CP-RMC-75
Colour	Stainless steel	Stainless steel	Stainless steel	Stainless steel
Power rating [kW]	3.5	4.5	6	7.5
Cabin volume [m³]	3–5	4–6	5–8	7–9
Integrated evaporator [kW]	1.0	1.0	1.0	1.5
Weight [kg]	29.5	29.5	29.5	29.5
Stone weight [kg]	approx. 15	approx. 15	approx. 15	approx. 15
Supply voltage	400 V AC 3 N~ 50/60 Hz 230 V AC 1 N~ 50/60 Hz	400 V AC 3 N~ 50/60 Hz 230 V AC 1 N~ 50/60 Hz	400 V AC 3 N~ 50/60 Hz 230 V AC 1 N~ 50/60 Hz	400 V AC 3 N~ 50/60 Hz 230 V AC 1 N~ 50/60 Hz
Fuse [A]	3x 10	3x 10	3x 10	3x 16

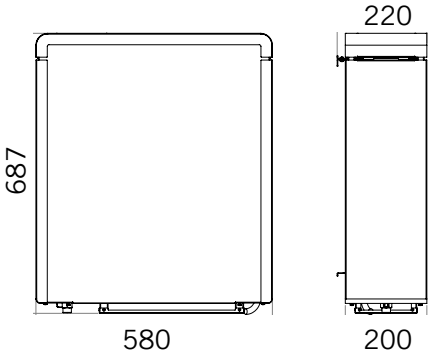


Safety distances for Concept R mini 3.5, 4.5, 6 and 7.5 kW
(CP-RM-35 / CP-RM-45 / CP-RM-60 / CP-RM-75)

Accessories for Concept R mini combi

Suitable for CP-RMC-35, CP-RMC-45, CP-RMC-60, CP-RMC-75:

Item no.	Name
CP-RMC-HSR	Bracket set for railing
CP-RMC-L	Wood railing for Concept R mini combi, lime wood
CP-RMC-N	Wood railing for Concept R mini combi, walnut
CP-RMC-SF	Foot for Concept R mini combi
CP-RM-CSF-L	Cover foot for Concept R mini combi, lime wood
CP-RM-CSF-N	Cover foot for Concept R mini combi, walnut




Dimensions for Concept R mini combi 3.5, 4.5, 6 and 7.5 kW
(CP-RM-35 / CP-RM-45 / CP-RM-60 / CP-RM-75)

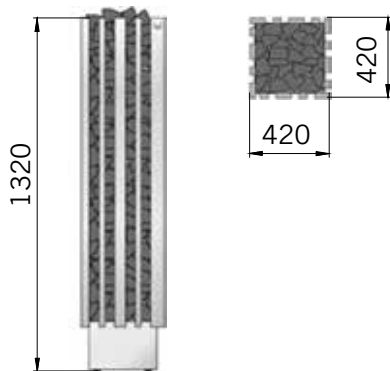
IKI Monolith:

Item no.	MLT-069NS	MLT-090NS
Colour	Stainless steel	Stainless steel
Power rating [kW]	6.9	9
Cabin volume [m³]	7–12	9–16
Integrated evaporator [kW]	No	No
Weight [kg]	28	28
Stone weight [kg]	approx. 120	approx. 120
Supply voltage	400 V AC 3 N~ 50/60 Hz	400 V AC 3 N~ 50/60 Hz
Fuse [A]	3x 16	3x 16

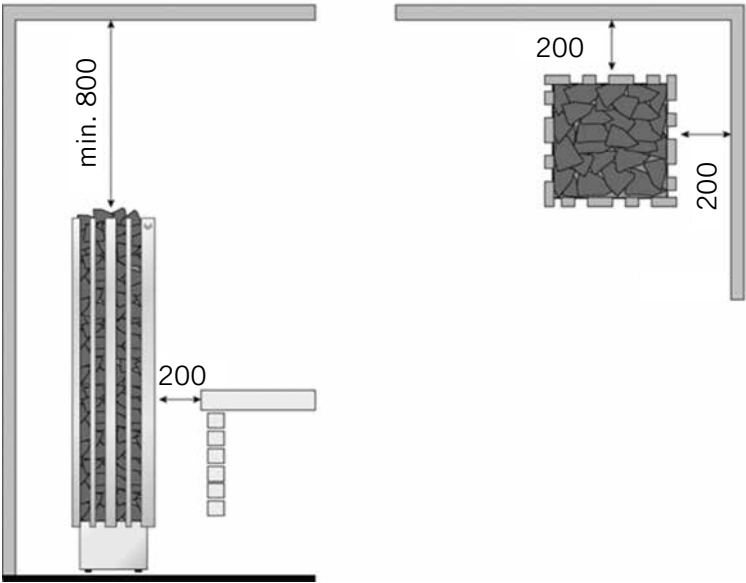
Item no.	MLT-138NS	MLT-159NS	MLT-180NS
Colour	Stainless steel	Stainless steel	Stainless steel
Power rating [kW]	13.8	15.9	18
Cabin volume [m³]	15–25	16–26	18–28
Integrated evaporator [kW]	No	No	No
Weight [kg]	35	35	35
Stone weight [kg]	approx. 220	approx. 220	approx. 220
Supply voltage	400 V AC 3 N~ 50/60 Hz	400 V AC 3 N~ 50/60 Hz	400 V AC 3 N~ 50/60 Hz
Fuse [A]	3x 20	3x 20	3x 20



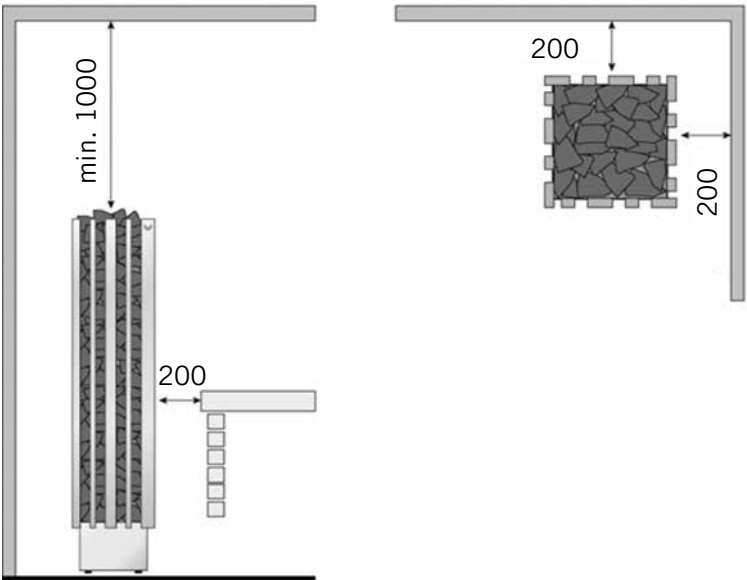
Dimensions for IKI Monolith 6.9 and 9 kW
(MLT-069NS / MLT-090NS)



Dimensions for IKI Monolith 13.8, 15.9 and 18 kW
(MLT-138NS / MLT-159NS / MLT-180NS)



Safety distances for IKI Monolith 6.9 and 9 kW
(MLT-069NS / MLT-090NS)



Safety distances for IKI Monolith 13.8, 15.9 and 18 kW
(MLT-138NS / MLT-159NS / MLT-180NS)

Qube:

Item no.	QUBE-090	QUBE-105	QUBE-120	QUBE-150
Colour	Stainless steel	Stainless steel	Stainless steel	Stainless steel
Power rating [kW]	9	10.5	12	15
Cabin volume [m³]	9–14	10–15	14–18	18–25
Integrated evaporator [kW]	No	No	No	
Weight [kg]	34	34	40	40
Stone weight [kg]	approx. 35	approx. 35	approx. 60	approx. 60
Supply voltage	400 V AC 3 N~ 50/60 Hz 230 V AC 1 N~ 50/60 Hz	400 V AC 3 N~ 50/60 Hz	400 V AC 3 N~ 50/60 Hz	400 V AC 3 N~ 50/60 Hz
Fuse [A]	3x 16	3x 16	3x 16 / 3x 10	3x 16 / 3x 10

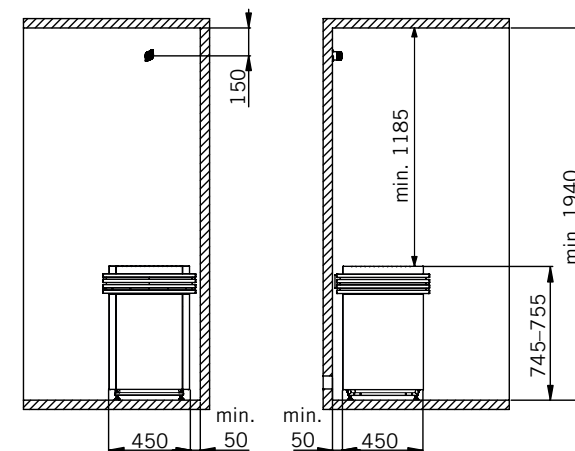
Qube accessories

Suitable for QUBE-090, QUBE-105:

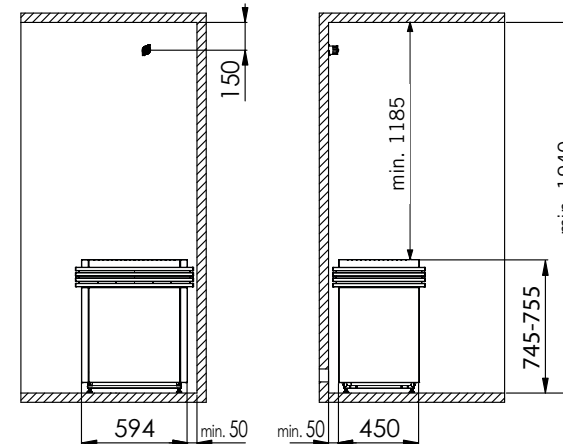
Item no.	Name
QUBE-HSR1	Bracket set for heater railing
QUBE-L1	Wooden railing for QUBE – lime wood
QUBE-N1	Wooden railing for QUBE – walnut

Suitable for QUBE-120, QUBE-150:

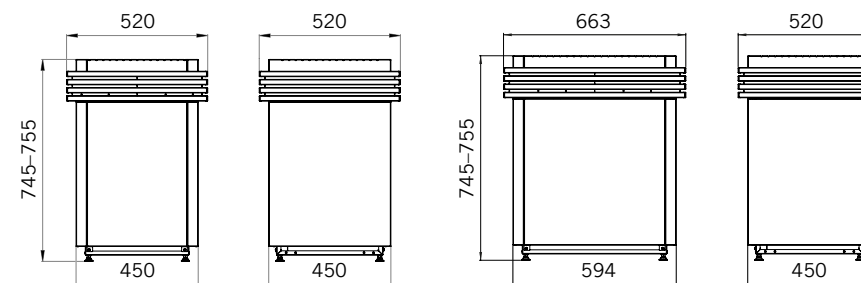
Item no.	Name
QUBE-HSR2	Bracket set for heater railing
QUBE-L2	Wooden railing for QUBE – lime wood
QUBE-N2	Wooden railing for QUBE – walnut

**Safety distances for Qube 9, 10.5 kW**

(QUBE-090 / QUBE-105)

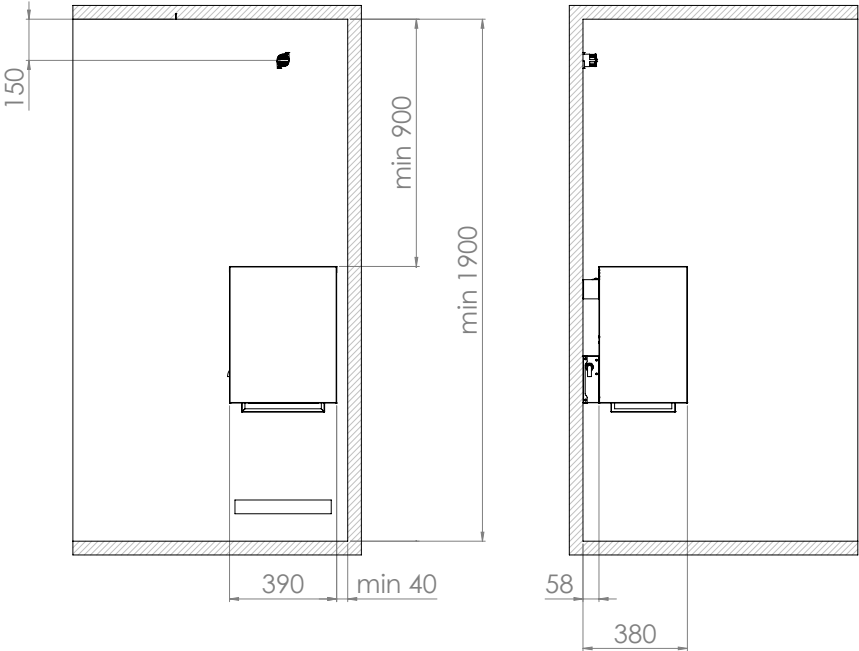
**Safety distances for Qube 12, 15 kW**

(QUBE-120 / QUBE-150)

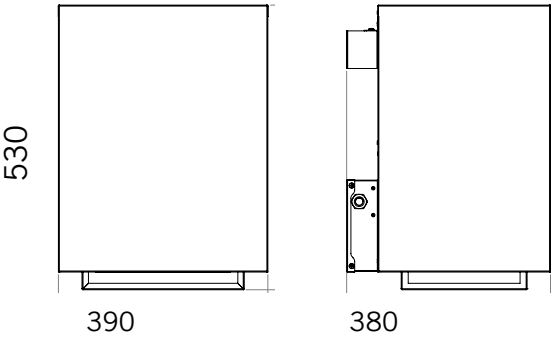
**Dimensions for Qube**
(QUBE-090 / QUBE-105)**Dimensions for Qube**
(QUBE-120 / QUBE-150)

home fin

Item no.	HOME-F45	HOME-F60	HOME-F75	HOME-F90
Colour	Anthracite	Anthracite	Anthracite	Anthracite
Power rating [kW]	4.5	6.0	7.5	9.0
Cabin volume [m³]	3–6	5–9	7–13	8–14
Integrated evaporator [kW]	-	-	-	-
Weight [kg]	15	15	15	15
Stone weight [kg]	approx. 20 / 30	approx. 20 / 30	approx. 20 / 30	approx. 20 / 30
Supply voltage	400 V AC 3 N~ 50/60 Hz	400 V AC 3 N~ 50/60 Hz	400 V AC 3 N~ 50/60 Hz	400 V AC 3 N~ 50/60 Hz
	230 V AC 1 N~ 50/60 Hz	230 V AC 1 N~ 50/60 Hz	230 V AC 1 N~ 50/60 Hz	230 V AC 1 N~ 50/60 Hz
	230 V AC 3~ 50/60 Hz	230 V AC 3~ 50/60 Hz	230 V AC 1 N~ 50/60 Hz	230 V AC 1 N~ 50/60 Hz
Fuse [A]	3x 10	3x 10	3x 10	3x 16



Safety distances for home fin
(CP-RC-090 / CP-RCB-090 / CP-RCB-105)

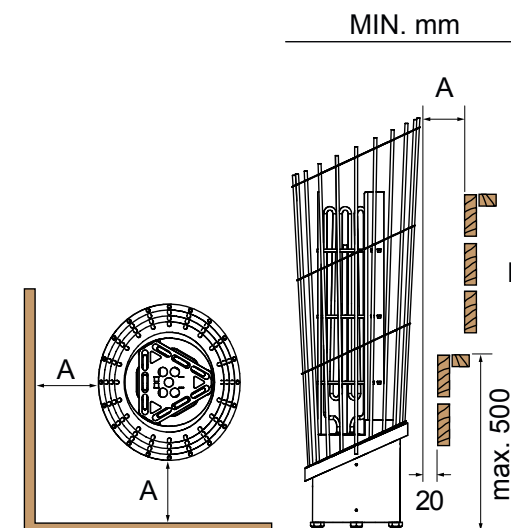


Dimensions for home fin
(CP-RC-090 / CP-RCB-090 / CP-RCB-105)

Phönix:

Item no.	PNX-045NS	PNX-060NS	PNX-075NS	PNX-090NS
Colour	Stainless steel	Stainless steel	Stainless steel	Stainless steel
Power rating [kW]	4.5	6	7.5	9
Cabin volume [m³]	3–6	5–9	7–13	8–14
Integrated evaporator [kW]	No	No	No	No
Dimensions (WxDxH) [mm]	370 x 340 x 1080	370 x 340 x 1080	370 x 340 x 1080	370 x 340 x 1080
Weight [kg]	13	13	13	13
Stone weight [kg]	approx. 60	approx. 60	approx. 60	approx. 60
Supply voltage	380–415 V 3 N~ 220–240 V 3~ 220–240 V 1~	380–415 V 3 N~ 220–240 V 3~ 220–240 V 1~	380–415 V 3 N~ 220–240 V 3~ 220–240 V 1~	380–415 V 3 N~ 220–240 V 3~ 220–240 V 1~
Fuse [A]	3x 10 3x 16 1x 25	3x 10 3x 16 1x 32	3x 16 3x 20 1x 40	3x 16 3x 25 1x 40

Item no.	PNX-105NS	PNX-120NS	PNX-150NS	PNX-180NS
Colour	Stainless steel	Stainless steel	Stainless steel	Stainless steel
Power rating [kW]	10.5	12	15	18
Cabin volume [m³]	9–16	11–18	14–25	18–28
Integrated evaporator [kW]	No	No	No	No
Dimensions (WxDxH) [mm]	525 x 475 x 1175	525 x 475 x 1175	525 x 475 x 1175	525 x 475 x 1175
Weight [kg]	21	21	21	21
Stone weight [kg]	approx. 100	approx. 100	approx. 100	approx. 100
Supply voltage	380–415 V 3 N~	380–415 V 3 N~	380–415 V 3 N~	380–415 V 3 N~
Fuse [A]	3x 10 / 3x 10	3x 10 / 3x 10	3x 16 / 3x 16	3x 16 / 3x 16



Safety distances for Phönix 4.5, 6, 7.5, 9, 10.5, 12, 15 and 18 kW
(PNX-045NS / PNX-060NS / PNX-075NS / PNX-090NS / PNX-105NS /
PNX-120NS / PNX-150NS / PNX-180NS)

Item no.	A	B
PNX-045NS	100	1900
PNX-060NS	125	1900
PNX-075NS	125	1900
PNX-090NS	150	1900
PNX-105NS	150	1900
PNX-120NS	150	2100
PNX-150NS	150	2100
PNX-180NS	175	2100

Phönix accessories:

Suitable for PNX-045NS, PNX-060NS, PNX-075NS, PNX-090NS:

Item no.	Name
TH-COLLAR-S04	Soapstone edging
TH-COLLAR-ST04	Stainless steel edging

Suitable for PNX-105NS, PNX-120NS, PNX-150NS, PNX-180NS:

Item no.	Name
TH-COLLAR-S09	Soapstone edging
TH-COLLAR-ST09	Stainless steel edging

Dragonfire Heater King:

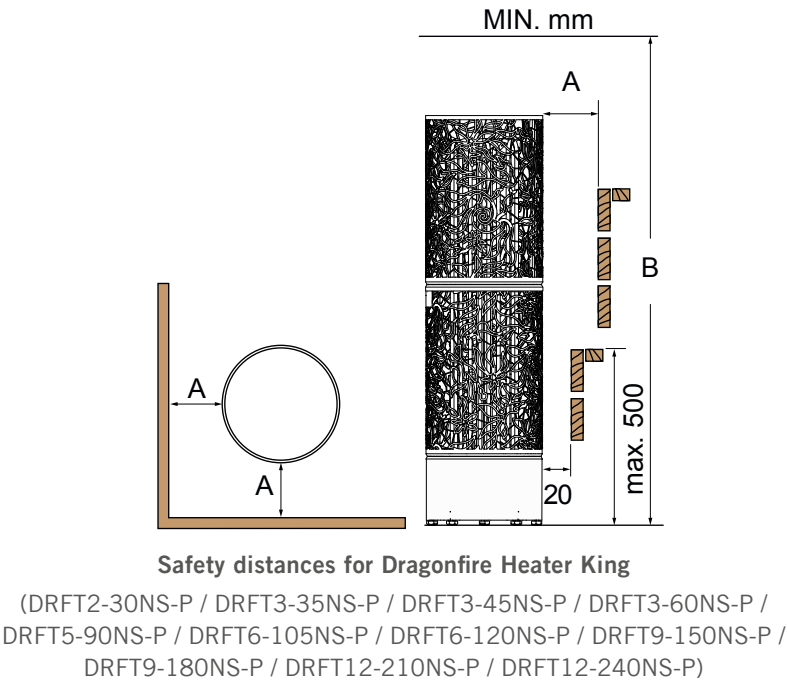
Item no.	DRFT2-30NS-P	DRFT3-35NS-P	DRFT3-45NS-P	DRFT3-60NS-P	DRFT5-90NS-P	DRFT6-105NS-P	DRFT6-120NS-P	DRFT9-150NS-P
Colour	Stainless steel	Stainless steel	Stainless steel	Stainless steel	Stainless steel	Stainless steel	Stainless steel	Stainless steel
Power rating [kW]	3	3.5	4.5	6	9	10.5	12	15
Cabin volume [m³]	2–4	3–6	3–6	5–8	8–14	9–16	11–18	14–25
Integrated evaporator [kW]	No	No	No	No	No	No	No	No
Dimensions (WxDxH) [mm]	260 x 260 x 1300	260 x 260 x 1300	260 x 260 x 1300	260 x 260 x 1300	310 x 310 x 1300	365 x 365 x 1300	365 x 365 x 1300	440 x 440 x 1300
Weight [kg]	12	12	13	13	16	21	21	27
Stone weight [kg]	approx. 70	approx. 70	approx. 70	approx. 70	approx. 105	approx. 160	approx. 160	approx. 230
Supply voltage	380–415 V 2 N~ 220–230 V 1 N~	380–415 V 3 N~ 220–240 V 3~ 220–230 V 1 N~	380–415 V 3 N~ 220–240 V 3~ 220–230 V 1 N~	380–415 V 3 N~ 220–240 V 3~ 220–230 V 1 N~	380–415 V 3 N~ 220–240 V 3~ 220–230 V 1 N~	380–415 V 3 N~	380–415 V 3 N~	380–415 V 3 N~
Fuse [A]	2x 10 1x 16	3x 10 3x 10 1x 16	3x 10 3x 16 1x 25	3x 10 3x 20 1x 32	3x 16 3x 32 1x 40	3x 10 / 3x 10	3x 10 / 3x 10	3x 16 / 3x 10

Item no.	DRFT9-180NS-P	DRFT12-210NS-P	DRFT12-240NS-P
Colour	Stainless steel	Stainless steel	Stainless steel
Power rating [kW]	18	21	24
Cabin volume [m³]	18–28	22–35	24–40
Integrated evaporator [kW]	No	No	No
Dimensions (WxDxH) [mm]	440 x 440 x 1300	540 x 540 x 1300	540 x 540 x 1300
Weight [kg]	27	36	36
Stone weight [kg]	approx. 230	approx. 360	approx. 360
Supply voltage	380–415 V 3 N~	380–415 V 3 N~	380–415 V 3 N~
Fuse [A]	3x 10 / 3x 20	3x 16 / 3x 20	3x 20 / 3x 20

Dragonfire Heater King:

Item no.	A	B
DRFT2-30NS-P	150	1900
DRFT3-35NS-P	100	1900
DRFT3-45NS-P	100	1900
DRFT3-60NS-P	150	1900
DRFT5-90NS-P	100	1900
DRFT6-105NS-P	105	1900
DRFT6-120NS-P	200	2100
DRFT9-150NS-P	200	2100
DRFT9-180NS-P	200	2100
DRFT12-210NS-P	200	2100
DRFT12-240NS-P	200	2100

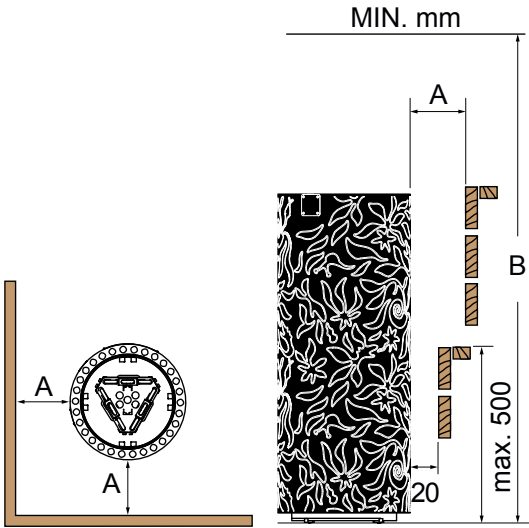
Item no.	A	B
DRF3-45NS-P	100	1900
DRF3-60NS-P	100	1900
DRF3-75NS-P	100	1900
DRF3-90NS-P	100	1900



Dragonfire Fiber Jungle:

Item no.	DRF3-45NS-P	DRF3-60NS-P	DRF3-75NS-P	DRF3-90NS-P
Colour	black fibre-coated	black fibre-coated	black fibre-coated	black fibre-coated
Power rating [kW]	4.5	6	7.5	9
Cabin volume [m³]	3–6	5–9	7–12	8–13
Integrated evaporator [kW]	No	No	No	No
Dimensions (WxDxH) [mm]	300 x 300 x 930	300 x 300 x 930	300 x 300 x 930	300 x 300 x 930
Weight [kg]	12	12	13	13
Stone weight [kg]	approx. 60	approx. 60	approx. 60	approx. 60
Supply voltage	380–415 V 3 N~ 220–240 V 3~ 220–240 V 1~	380–415 V 3 N~ 220–240 V 3~ 220–240 V 1~	380–415 V 3 N~ 220–240 V 3~ 220–240 V 1~	380–415 V 3 N~ 220–240 V 3~ 220–240 V 1~
Fuse [A]	3x 10 3x 16 1x 25	3x 10 3x 16 1x 32	3x 16 3x 20 1x 40	3x 16 3x 25 1x 40

Item no.	A	B
DRF3-45NS-P	100	1900
DRF3-60NS-P	100	1900
DRF3-75NS-P	100	1900
DRF3-90NS-P	100	1900



Safety distances for Dragonfire Fiber Jungle 4.5, 6, 7.5 and 9 kW
(DRF3-45NS-P / DRF3-60NS-P / DRF3-75NS-P / DRF3-90NS-P)

Tower Heater:

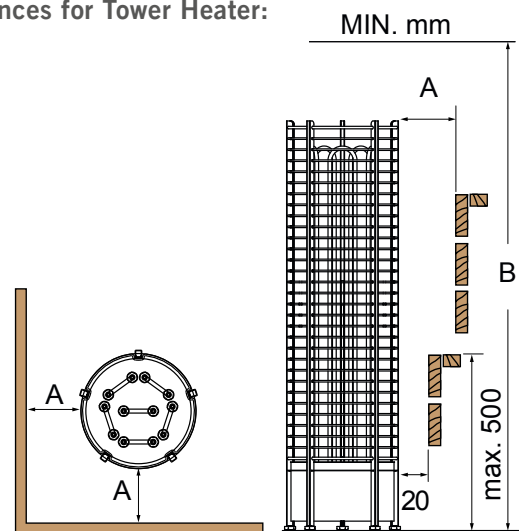
Item no.	TH2-030NS	TH3-035NS	TH4-060NS	TH6-080NS	TH6-090NS	TH6-105NS	TH6-120NS	TH9-150NS
Colour	Stainless steel	Stainless steel	Stainless steel	Stainless steel	Stainless steel	Stainless steel	Stainless steel	Stainless steel
Power rating [kW]	3	3.5	6	8	9	10.5	12	15
Cabin volume [m³]	2–4	3–6	5–9	7–14	8–15	9–16	11–18	14–25
Integrated evaporator [kW]	No	No	No	No	No	No	No	No
Dimensions (WxDxH) [mm]	260 x 260 x 1300	260 x 260 x 1300	310 x 310 x 1300	365 x 365 x 1300	365 x 365 x 1300	365 x 365 x 1300	365 x 365 x 1300	440 x 440 x 1300
Weight [kg]	12	12	16	20	20	20	20	27
Stone weight [kg]	approx. 70	approx. 70	approx. 105	approx. 160	approx. 160	approx. 160	approx. 160	approx. 230
Supply voltage	380–415 V 2 N~ 220–240 V 1 N~	380–415 V 3 N~ 220–240 V 3~ 220–240 V 1 N~	380–415 V 3 N~ 220–240 V 3~ 220–240 V 1 N~	380–415 V 3 N~ 220–240 V 3~ 220–240 V 1 N~	380–415 V 3 N~ 220–240 V 3~ 220–240 V 1 N~	380–415 V 3 N~	380–415 V 3 N~	380–415 V 3 N~
Fuse [A]	2x 10 1x 16	3x 10 3x 10 1x 20	3x 16 3x 25 1x 32	3x 16 3x 20 1x 40	3x 16 3x 25 1x 40	3x 10 / 3x 10	3x 10 / 3x 10	3x 16 / 3x 10

Item no.	TH9-180NS	TH12-210NS	TH12-240NS
Colour	Stainless steel	Stainless steel	Stainless steel
Power rating [kW]	18	21	24
Cabin volume [m³]	18–28	22–35	24–40
Integrated evaporator [kW]	No	No	No
Dimensions (WxDxH) [mm]	440 x 440 x 1300	540 x 540 x 1300	540 x 540 x 1300
Weight [kg]	27	36	36
Stone weight [kg]	approx. 230	approx. 360	approx. 360
Supply voltage	380–415 V 3 N~	380–415 V 3 N~	380–415 V 3 N~
Fuse [A]	3x 10 / 3x 20	3x 16 / 3x 20	3x 20 / 3x 20

Tower Heater with integrated control unit:

Item no.	TH2-30NB	TH3-35NB	TH6-80NB	TH6-90NB
Colour	Stainless steel	Stainless steel	Stainless steel	Stainless steel
Power rating [kW]	3.0	3.5	8.0	9.0
Cabin volume [m³]	2–4	3–6	7–14	8–15
Integrated evaporator [kW]	No	No	No	No
Dimensions (WxDxH) [mm]	260 x 260 x 1300	260 x 260 x 1300	365 x 365 x 1300	365 x 365 x 1300
Weight [kg]	12	12	20	20
Stone weight [kg]	approx. 70	approx. 70	approx. 160	approx. 160
Supply voltage	380–415 V 2 N~ 220–240 V 1 N~	380–415 V 3 N~ 220–240 V 3~ 220–240 V 1 N~	380–415 V 3 N~ 220–240 V 3~ 220–240 V 1 N~	380–415 V 3 N~ 220–240 V 3~ 220–240 V 1 N~
Fuse [A]	2x 10 1x 16	3x 10 3x 10 1x 20	3x 16 3x 20 1x 40	3x 16 3x 25 1x 40

Safety distances for Tower Heater:



Safety distances for Tower Heater

(TH2-030NS / TH3-035NS / TH4-060NS / TH6-080NS / TH6-090NS /
TH6-105NS / TH6-120NS / TH9-150NS / TH9-180NS / TH12-210NS /
TH12-240NS / TH2-30NB / TH3-35NB / TH6-80NB / TH6-90NB)

Item no.	A	B
TH2-030NS	150	1900
TH3-035NS	150	1900
TH4-060NS	150	1900
TH6-080NS	100	1900
TH6-090NS	100	1900
TH6-105NS	150	1900
TH6-120NS	200	2100
TH9-150NS	200	2100
TH9-180NS	200	2100
TH12-210NS	200	2300
TH12-240 NS	200	2300
TH2-30NB	150	1900
TH3-35NB	150	1900
TH6-80NB	100	1900
TH6-90NB	100	1900

Tower Heater accessories:

Suitable for TH2-030NS, TH2-30NB, TH3-035NS, TH3-35NB:

Item no.	Name
TH-COLLAR-S02	Soapstone edging
TH-COLLAR-ST02	Stainless steel edging
TH-GUARD-W2	Heater railing

Suitable for TH4-060NS:

Item no.	Name
TH-COLLAR-S04	Soapstone edging
TH-COLLAR-ST04	Stainless steel edging
TH-GUARD-W4	Heater railing

Suitable for TH6-080NS, TH6-80NB, TH6-090NS, TH6-90NB, TH6-105NS, TH6-120NS

Item no.	Name
TH-COLLAR-S06	Soapstone edging
TH-COLLAR-ST06	Stainless steel edging
TH-GUARD-W6	Heater railing

Suitable for TH9-180NS, TH9-150-NS:

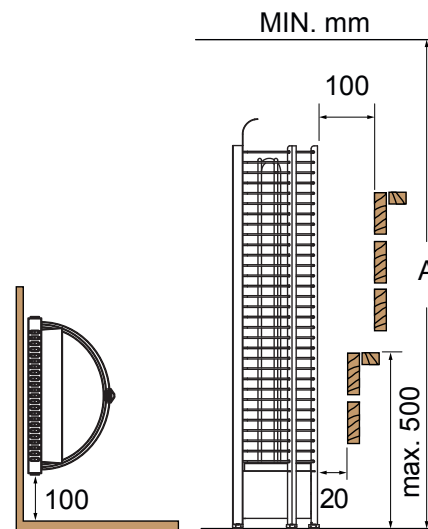
Item no.	Name
TH-COLLAR-S09	Soapstone edging
TH-COLLAR-ST09	Stainless steel edging
TH-GUARD-W9	Heater railing
TH9-VR	Bulk tubing

Suitable for TH12-210NS, TH12-240NS:

Item no.	Name
TH-COLLAR-S12	Soapstone edging
TH-COLLAR-ST12	Stainless steel edging
TH-GUARD-W12	Heater railing
TH12-VR	Bulk tubing

Wall Tower Heater:

Item no.	TH3-60NS-WL	TH5-90NS-WL
Colour	Stainless steel	Stainless steel
Power rating [kW]	6	9
Cabin volume [m³]	5–8	8–14
Integrated evaporator [kW]	No	No
Dimensions (WxDxH) [mm]	385 x 220 x 1400	465 x 250 x 1400
Weight [kg]	16	16
Stone weight [kg]	approx. 80	approx. 110
Supply voltage	380–415 V 3 N~ 220–240 V 3~ 220–240 V 1 N~	380–415 V 3 N~ 220–240 V 3~ 220–240 V 1 N~
Fuse [A]	3x 10 3x 20 1x 32	3x 20 3x 32 1x 40



Safety distances for Wall Tower Heater
(TH3-60NS-WL / TH5-90NS-WL / TH3-60NB-WL)

Item no.	A
TH3-60NS-WL	1900
TH5-90NS-WL	1900
TH3-60NB-WL	1900

Wall Tower Heater with integrated control unit:

Item no.	TH3-60NB-WL
Colour	Stainless steel
Power rating [kW]	6
Cabin volume [m³]	5–8
Integrated evaporator [kW]	No
Dimensions (WxDxH) [mm]	385 x 220 x 1400
Weight [kg]	16
Stone weight [kg]	approx. 80
Supply voltage	380–415 V 3 N~ 220–240 V 3~ 220–240 V 1 N~
Fuse [A]	3x 10 3x 20 1x 32

Wall Tower Heater accessories:

Suitable for TH3-60NS-WL, TH3-60NB-WL:

Item no.	Name
TH-COLLAR-S02-WL	Soapstone edging
TH-COLLAR-ST02-WL	Stainless steel edging
TH-GUARD-W2-WL	Heater railing

Suitable for TH5-90NS-WL:

Item no.	Name
TH-COLLAR-S02-WL	Soapstone edging
TH-COLLAR-ST02-WL	Stainless steel edging
TH-GUARD -W2-WL	Heater railing

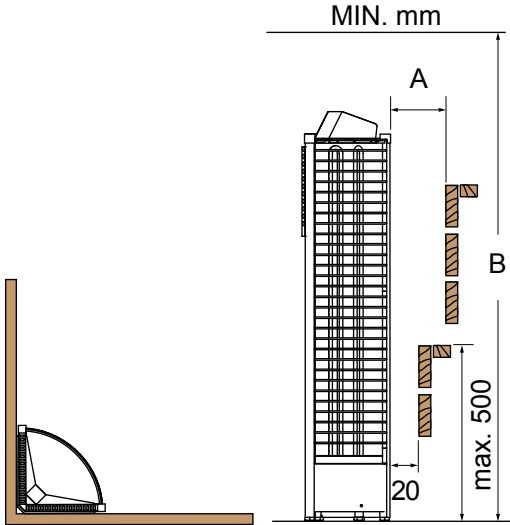
Corner Tower Heater:

Item no.	TH3-60NS-CNR	TH4-80NS-CNR	TH5-90NS-CNR	TH6-120NS-CNR
Colour	Stainless steel	Stainless steel	Stainless steel	Stainless steel
Power rating [kW]	6	8	9	12
Cabin volume [m³]	5–8	7–13	8–14	11–18
Integrated evaporator [kW]	No	No	No	No
Dimensions (WxDxH) [mm]	300 x 300 x 1380	350 x 350 x 1380	350 x 350 x 1380	410 x 410 x 1380
Weight [kg]	12	16	18	21
Stone weight [kg]	approx. 70	approx. 105	approx. 105	approx. 160
Supply voltage	380–415 V 3 N~ 220–240 V 3~ 220–240 V 1 N~	380–415 V 3 N~ 220–240 V 3~ 220–240 V 1 N~	380–415 V 3 N~ 220–240 V 3~ 220–240 V 1 N~	380–415 V 3 N~
Fuse [A]	3x 10 3x 20 1x 32	3x 20 3x 32 1x 40	3x 20 3x 32 1x 40	3x 10 / 3x 10

Corner Tower Heater with integrated control unit:

Item no.	TH3-45NB-CNR	TH3-60NB-CNR	TH6-80NB-CNR	TH6-90NB-CNR
Colour	Stainless steel	Stainless steel	Stainless steel	Stainless steel
Power rating [kW]	4.5	6	8	9
Cabin volume [m³]	3–6	5–8	7–14	8–15
Integrated evaporator [kW]	No	No	No	No
Dimensions (WxDxH) [mm]	300 x 300 x 1380	300 x 300 x 1380	410 x 410 x 410	410 x 410 x 1380
Weight [kg]	14	16	18	20
Stone weight [kg]	approx. 70	approx. 70	approx. 160	approx. 160
Supply voltage	380–415 V 3 N~ 220–240 V 3~ 220–240 V 1 N~	380–415 V 3 N~ 220–240 V 3~ 220–240 V 1 N~	380–415 V 3 N~ 220–240 V 3~ 220–240 V 1 N~	380–415 V 3 N~ 220–240 V 3~ 220–240 V 1 N~
Fuse [A]	3x 10 3x 16 1x 25	3x 10 3x 20 1x 32	3x 16 3x 20 1x 40	3x 16 3x 25 1x 40

Safety distances for Corner Tower Heater:



Safety distances for Corner Tower Heater

(TH3-35NS-CNR / TH3-60NS-CNR / TH4-80NS-CNR / TH5-90NS-CNR / TH6-120NS-CNR / TH3-45NB-CNR / TH3-60NB-CNR / TH6-80-NB-CNR / TH6-90NB-CNR)

Item no.	A	B
TH3-35NS-CNR	100	1900
TH3-60NS-CNR	100	1900
TH4-80NS-CNR	100	1900
TH5-90NS-CNR	100	1900
TH6-120N-CNR	100	2100
TH3-45NB-CNR	125	1900
TH3-60NB-CNR	125	1900
TH6-80NB-CNR	125	1900
TH6-90NB-CNR	125	1900

Corner Tower Heater accessories:

Suitable for TH3-35NS-CNR, TH3-60NS-CNR:

Item no.	Name
TH-COLLAR-S02-CNR	Soapstone edging
TH-COLLAR-ST02-CNR	Stainless steel edging
TH-GUARD-W2-CNR	Heater railing

Suitable for TH4-80NS-CNR, TH5-90NS-CNR, TH3-45NB-CNR, TH3-60NB-CNR:

Item no.	Name
TH-COLLAR-S04-CNR	Soapstone edging
TH-COLLAR-ST04-CNR	Stainless steel edging
TH-GUARD-W4-CNR	Heater railing

Suitable for TH6-120NS-CNR, TH6-80NB-CNR, TH6-90NB-CNR:

Item no.	Name
TH-COLLAR-S06-CNR	Soapstone edging
TH-COLLAR-ST06-CNR	Stainless steel edging
TH-GUARD-W6-CNR	Heater railing

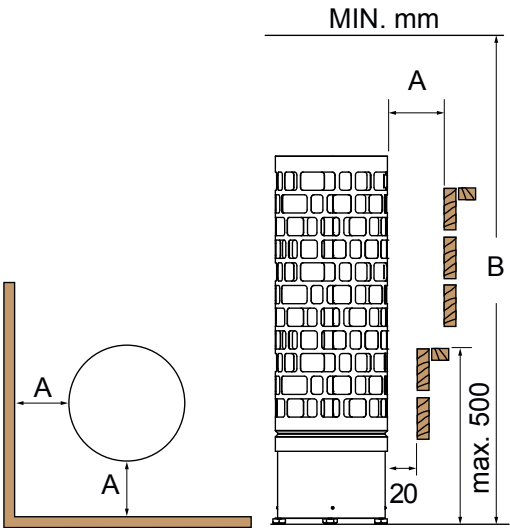
Ari:

Item no.	ARI3-45NS	ARI3-60NS	ARI3-75NS	ARI3-90NS	ARI6-105NS	ARI6-120NS	ARI6-150NS	ARI6-180NS
Colour	Stainless steel	Stainless steel	Stainless steel	Stainless steel	Stainless steel	Stainless steel	Stainless steel	Stainless steel
Power rating [kW]	4.5	6	7.5	9	10.5	12	15	18
Cabin volume [m³]	3–6	5–8	7–12	8–14	9–16	10–18	13–24	15–30
Integrated evaporator [kW]	No	No	No	No	No	No	No	No
Dimensions (WxDxH) [mm]	300 x 300 x 930	300 x 300 x 930	300 x 300 x 930	300 x 300 x 930	360 x 360 x 930	360 x 360 x 930	360 x 360 x 930	360 x 360 x 930
Weight [kg]	20	20	20	20	21	21	21	21
Stone weight [kg]	approx. 60	approx. 60	approx. 60	approx. 60	approx. 100	approx. 100	approx. 100	approx. 100
Supply voltage	380–415 V 3 N~	380–415 V 3 N~	380–415 V 3 N~	380–415 V 3 N~	380–415 V 3 N~	380–415 V 3 N~	380–415 V 3 N~	380–415 V 3 N~
Fuse [A]	3x 10	3x 10	3x 16	3x 16	3x 10 / 3x 10	3x 10 / 3x 10	3x 16 / 3x 16	3x 16 / 3x 16

Ari with integrated control unit:

Item no.	ARI3-75NB	ARI3-90NB
Colour	Stainless steel	Stainless steel
Power rating [kW]	7.5	9
Cabin volume [m³]	7–12	8–14
Integrated evaporator [kW]	No	No
Dimensions (WxDxH) [mm]	300 x 300 x 930	300 x 300 x 930
Weight [kg]	20	20
Stone weight [kg]	approx. 60	approx. 60
Supply voltage	380–415 V 3 N~	380–415 V 3 N~
Fuse [A]	3x 16	3x 16

Safety distances for Ari:



Safety distances for Ari

(ARI3-45NS / ARI3-60NS / ARI3-75NS / ARI3-90NS / ARI6-120NS /
ARI6-150NS / ARI6-180NS / ARI3-75NB / ARI3-90NB)

Item no.	A	B
ARI3-45NS	100	1900
ARI3-60NS	100	1900
ARI3-75NS	100	1900
ARI3-90NS	100	1900
ARI6-105NS	100	1900
ARI6-120NS	125	2100
ARI6-150NS	125	2100
ARI6-180NS	150	2100
ARI3-75NB	100	1900
ARI3-90NB	100	1900

Ari accessories:

Suitable for ARI3-45NS, ARI3-60NS, ARI3-75NS, ARI3-90NS, ARI3-75NB, ARI3-60NB:

Item no.	Name
TH-COLLAR-S04	Soapstone edging
TH-COLLAR-ST04	Stainless steel edging
ARI-GUARD-W3-A	Heater railing

Suitable for ARI6-105NS, ARI6-120NS, ARI6-150NS, ARI6-180NS:

Item no.	Name
TH-COLLAR-S09	Soapstone edging
TH-COLLAR-ST09	Stainless steel edging
ARI-GUARD-W3-D	Heater railing

Ari Wall:

Item number	ARI3-75NS-WL	ARI3-90NS-WL
Colour	Stainless steel	Stainless steel
Power rating [kW]	7.5	9
Cabin volume [m³]	7–12	8–14
Integrated evaporator [kW]	No	No
Dimensions (WxDxH) [mm]	415 x 250 x 1030	415 x 250 x 1030
Weight [kg]	20	20
Stone weight [kg]	approx. 65	approx. 65
Supply voltage	380–415 V 3 N~	380–415 V 3 N~
Fuse [A]	3x 16	3x 16

Ari Corner:

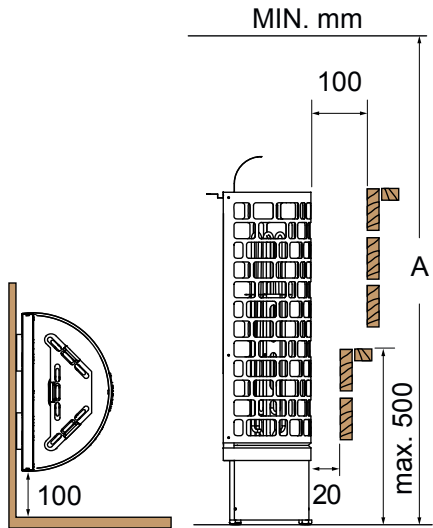
Item number	ARI3-75NS-CNR	ARI3-90NS-CNR
Colour	Stainless steel	Stainless steel
Power rating [kW]	7.5	9
Cabin volume [m³]	7–12	8–14
Integrated evaporator [kW]	No	No
Dimensions (WxDxH) [mm]	335 x 335 x 1000	335 x 335 x 1000
Weight [kg]	20	20
Stone weight [kg]	approx. 60	approx. 60
Supply voltage	380–415 V 3 N~	380–415 V 3 N~
Fuse [A]	3x 16	3x 16

Ari Wall with integrated control unit:

Item number	ARI3-75NB-WL	ARI3-90NB-WL
Colour	Stainless steel	Stainless steel
Power rating [kW]	7.5	9
Cabin volume [m³]	7–12	8–14
Integrated evaporator [kW]	No	No
Dimensions (WxDxH) [mm]	415 x 250 x 1030	415 x 250 x 1030
Weight [kg]	20	20
Stone weight [kg]	approx. 65	approx. 65
Supply voltage	380–415 V 3 N~	380–415 V 3 N~
Fuse [A]	3x 16	3x 16

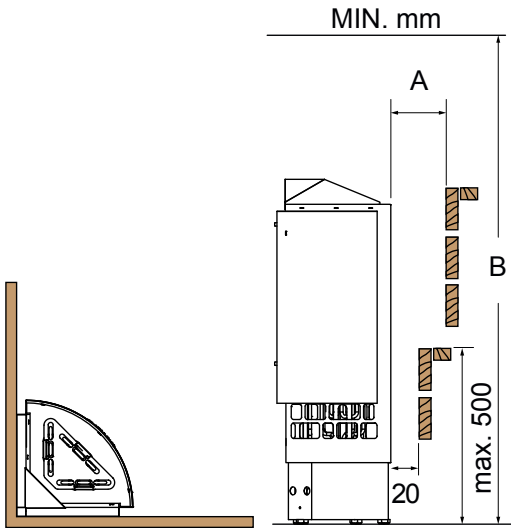
Ari Corner with integrated control unit:

Item number	ARI3-75NB-CNR	ARI3-90NB-CNR
Colour	Stainless steel	Stainless steel
Power rating [kW]	7.5	9
Cabin volume [m³]	7–12	8–14
Integrated evaporator [kW]	No	No
Dimensions (WxDxH) [mm]	335 x 335 x 1000	335 x 335 x 1000
Weight [kg]	20	20
Stone weight [kg]	approx. 60	approx. 60
Supply voltage	380–415 V 3 N~	380–415 V 3 N~
Fuse [A]	3x 16	3x 16



Safety distances for Ari Wall
(ARI3-75NS-WL / ARI3-90NS-WL / ARI3-75NB-WL / ARI3-90NB-WL)

Item no.	A	B
ARI3-75NS-WL	100	1900
ARI3-90NS-WL	100	1900
ARI3-75NB-WL	100	1900
ARI3-90NB-WL	100	1900

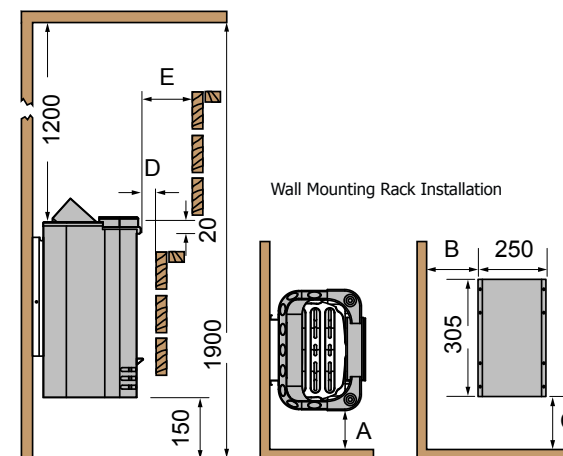


Safety distances for Ari Corner
(ARI3-75NS-CNR / ARI3-90NS-CNR / ARI3-75NB-CNR)

Item no.	A	B
ARI3-75NS-CNR	100	1900
ARI3-90NS-CNR	100	1900
ARI3-75NB-CNR	100	1900

Cumulus:

Item number	CML-45NS-P	CML-60NS-P	CML-80NS-P	CML-90NS-P
Colour	Stainless steel / soapstone	Stainless steel / soapstone	Stainless steel / soapstone	Stainless steel / soapstone
Power rating [kW]	4.5	6	8	9
Cabin volume [m ³]	3–6	5–9	7–13	8–14
Integrated evaporator [kW]	No	No	No	No
Dimensions (WxDxH) [mm]	420 x 310 x 490	420 x 310 x 490	420 x 310 x 590	420 x 310 x 590
Weight [kg]	9	9	14	14
Stone weight [kg]	approx. 22	approx. 22	approx. 25	approx. 25
Supply voltage	400 V 3 N~	400 V 3 N~	400 V 3 N~	400 V 3 N~
Fuse [A]	3x 10	3x 10	3x 16	3x 16

**Safety distances for Cumulus**

(CML-45NS-P / CML-60NS-P / CML-80NS-P / CML-90NS-P, CML-60NB-P / CML-80NB-P / CML-90NB-P)

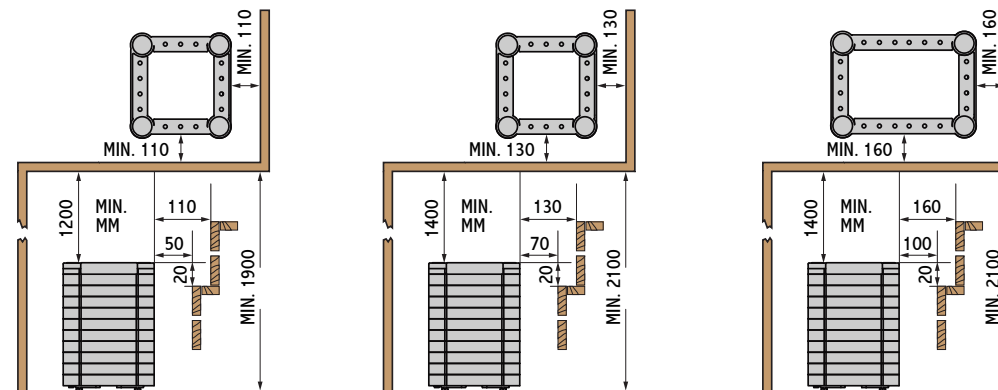
Cumulus with integrated control unit:

Item number	CML-60NB-P	CML-80NB-P	CML-90NB-P
Colour	Stainless steel / soapstone	Stainless steel / soapstone	Stainless steel / soapstone
Power rating [kW]	6	8	9
Cabin volume [m ³]	5–9	7–13	8–14
Integrated evaporator [kW]	No	No	No
Dimensions (WxDxH) [mm]	420 x 310 x 490	420 x 310 x 590	420 x 310 x 590
Weight [kg]	9	14	14
Stone weight [kg]	approx. 22	approx. 25	approx. 25
Supply voltage	400 V 3 N~	400 V 3 N~	400 V 3 N~
Fuse [A]	3x 10	3x 16	3x 16

Item no.	A	B	C	D	E
CML-45NS-P	50	130	245	20	50
CML-60NS-P	50	130	245	20	50
CML-80NS-P	60	140	330	30	60
CML-90NS-P	60	140	330	30	60
CML-60NB-P	50	130	245	20	50
CML-80NB-P	60	140	330	30	60
CML-90NB-P	60	140	330	30	60

Nimbus:

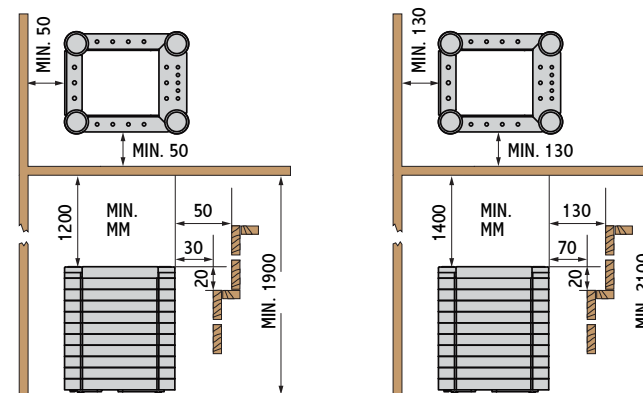
Item number	NIM-90N	NIM-120N	NIM-150N
Colour	Soapstone	Soapstone	Soapstone
Power rating [kW]	9	12	15
Cabin volume [m ³]	8–14	10–18	13–23
Integrated evaporator [kW]	No	No	No
Dimensions (WxDxH) [mm]	520 x 470 x 690	520 x 470 x 690	660 x 470 x 690
Weight [kg]	103	129	129
Stone weight [kg]	approx. 50	approx. 50	approx. 75
Supply voltage	400 V 3 N~	400 V 3 N~	400 V 3 N~
Fuse [A]	3x 16	3x 10 / 3x 10	3x 16 / 3x 10

**Safety distances for Nimbus**

(NIM-90N / NIM-120N / NIM-150-N)

Nimbus combi:

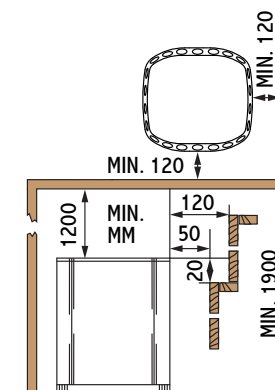
Item number	NIMC-90N
Colour	Soapstone
Power rating [kW]	9
Cabin volume [m ³]	8–14
Integrated evaporator [kW]	2
Dimensions (WxDxH) [mm]	575 x 470 x 690
Weight [kg]	115
Stone weight [kg]	approx. 50
Supply voltage	400 V 3 N~
Fuse [A]	3x 16

**Safety distances for Nimbus combi**

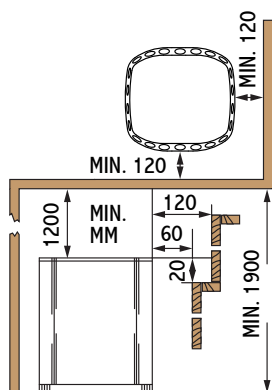
(NIMC-90N / NIMC-120N)

Savonia:

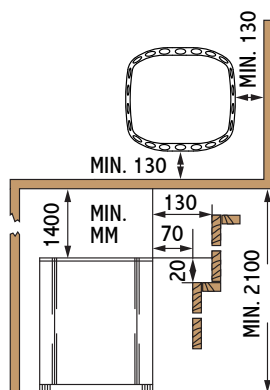
Item number	SAV-090N-P	SAV-105N-P	SAV-120N-P	SAV-150N-P	SAV-180N-P	SAV-210NV12-P	SAV-240NV12-P
Colour	Stainless steel	Stainless steel	Stainless steel	Stainless steel	Stainless steel	Stainless steel	Stainless steel
Power rating [kW]	9	10.5	12	15	18	21	24
Cabin volume [m³]	8–14	9–15	10–18	13–23	17–29	22–35	26–42
Integrated evaporator [kW]	No	No	No	No	No	No	No
Dimensions (WxDxH) [mm]	440 x 410 x 655	440 x 410 x 655	440 x 410 x 655	590 x 410 x 655	590 x 410 x 655	740 x 410 x 655	740 x 410 x 655
Weight [kg]	20	21	22	28	29	35	36
Stone weight [kg]	approx. 50	approx. 50	approx. 50	approx. 75	approx. 75	approx. 100	approx. 100
Supply voltage	400 V 3 N~	400 V 3 N~	400 V 3 N~	400 V 3 N~	400 V 3 N~	400 V 3 N~	400 V 3 N~
Fuse [A]	3x 16	3x 10 / 3x 10	3x 10 / 3x 10	3x 16 / 3x 10	3x 10 / 3x 20	3x 16 / 3x 20	3x 10 / 3x 32



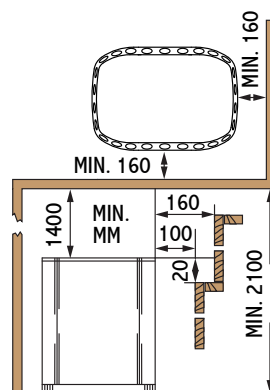
SAV-090N-P



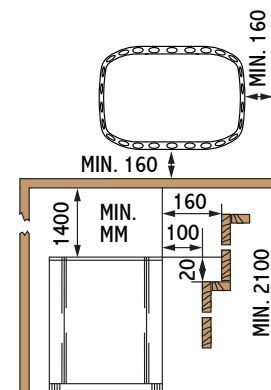
SAV-105N-P



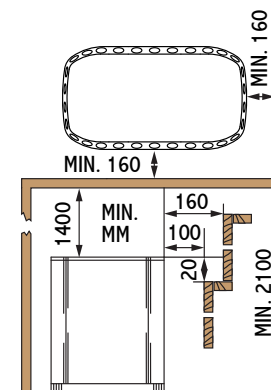
SAV-120N-P



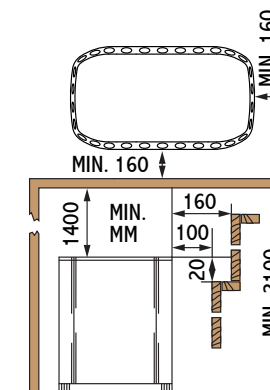
SAV-150N-P



SAV-180N-P



SAV-210NV12-P



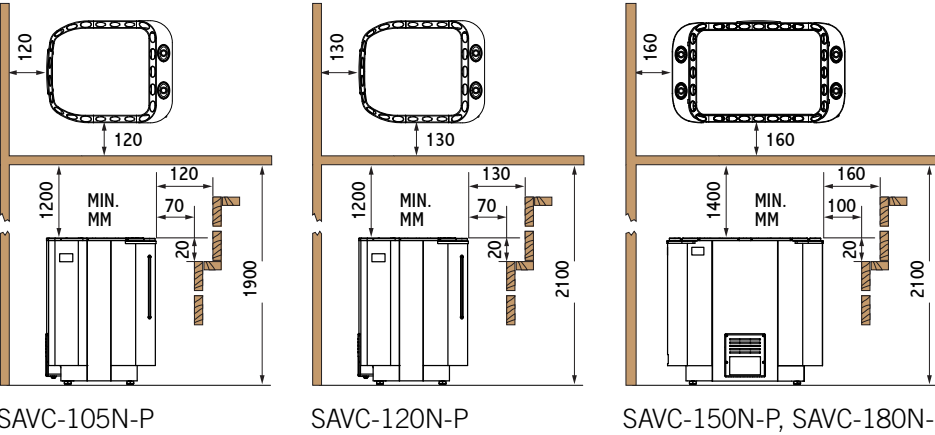
SAV-240NV12-P

Safety distances for Savonia

(SAV-090N-P / SAV-105N-P / SAV-120N-P / SAV-150N-P / SAV-180N-P / SAV-210NV12-P / SAV-240NV12-P)

Savonia combi:

Item number	SAVC-105N-P	SAVC-120N-P	SAVC-150N-P	SAVC-180N-P
Colour	Stainless steel	Stainless steel	Stainless steel	Stainless steel
Power rating [kW]	10.5	12	15	18
Cabin volume [m³]	9–15	10–18	13–23	17–29
Integrated evaporator [kW]	2	2	3	3
Dimensions (WxDxH) [mm]	510 x 420 x 655	510 x 420 x 655	715 x 420 x 655	715 x 420 x 655
Weight [kg]	24	25	33	34
Stone weight [kg]	approx. 50	approx. 50	approx. 75	approx. 75
Supply voltage	400 V 3 N~	400 V 3 N~	400 V 3 N~	400 V 3 N~
Fuse [A]	3x 10 / 3x 10	3x 10 / 3x 10	3x 16 / 3x 10	3x 10 / 3x 20

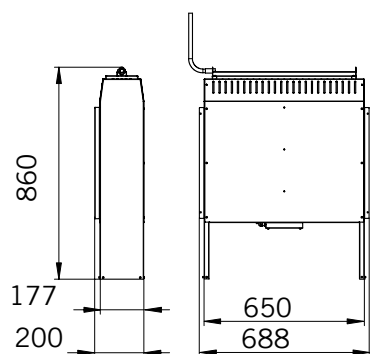


Safety distances for Savonia combi
(SAVC-105N-P / SAVC-120N-P / SAVC-150N-P / SAVC-180N-P)

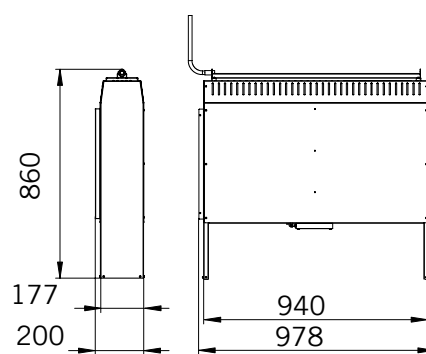
Rear-wall heater:

Item no.	HW0-035NS-P	HW0-045NS-P	HW0-060NS-P
Colour	Stainless steel	Stainless steel	Stainless steel
Power rating [kW]	3.5	4.5	6
Cabin volume [m ³]	4–5	5–6	6–8
Integrated evaporator [kW]	No	No	No
Weight [kg]	23	23	23
Stone weight [kg]	approx. 12	approx. 12	approx. 12
Supply voltage	400 V AC 3 N~ 50/60 Hz 230 V AC 1 N~ 50/60 Hz 230 V AC 3 N~ 50/60 Hz	400 V AC 3 N~ 50/60 Hz 230 V AC 1 N~ 50/60 Hz 230 V AC 3 N~ 50/60 Hz	400 V AC 3 N~ 50/60 Hz 230 V AC 1 N~ 50/60 Hz 230 V AC 3 N~ 50/60 Hz
Fuse [A]	3x 10	3x 10	3x 10

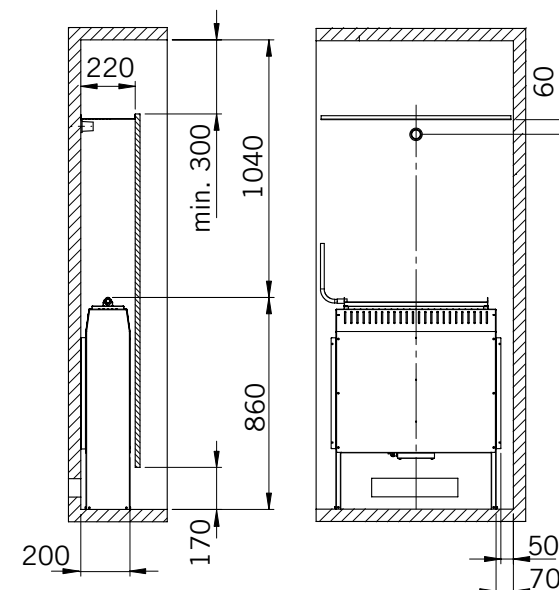
Item no.	HW0-080NS-P	HW0-090NS-P	HW0-105NS-P
Colour	Stainless steel	Stainless steel	Stainless steel
Power rating [kW]	7.95	9	10.5
Cabin volume [m ³]	7–13	9–14	10–15
Integrated evaporator [kW]	No	No	No
Weight [kg]	32	32	32
Stone weight [kg]	approx. 15	approx. 15	approx. 15
Supply voltage	400 V AC 3 N~ 50/60 Hz 230 V AC 1 N~ 50/60 Hz	400 V AC 3 N~ 50/60 Hz 230 V AC 1 N~ 50/60 Hz	400 V AC 3 N~ 50/60 Hz
Fuse [A]	3x 16	3x 16	3x 16



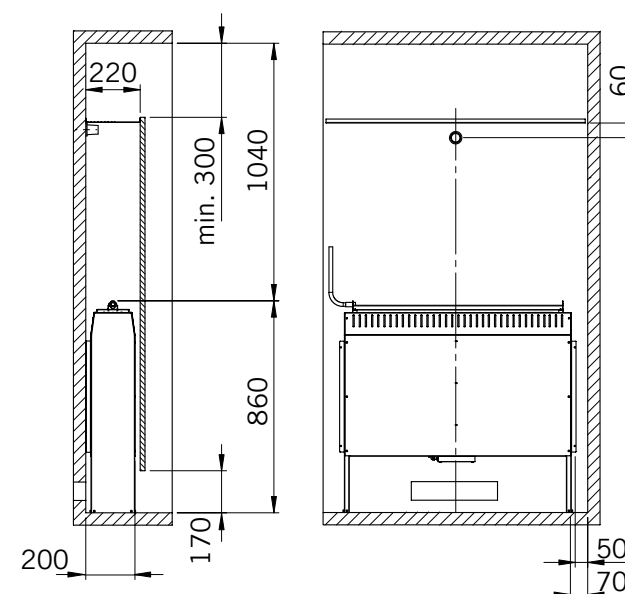
Dimensions for rear-wall heater 3.5, 4.5 and 6 kW
(HW0-035NS-P / HW0-045NS-P / HW0-060NS-P)



Dimensions for rear-wall heater 8, 9 and 10.5 kW
(HW0-080NS-P / HW0-090NS-P / HW0-105NS-P)



Safety distances for rear-wall heater 3.5, 4.5 and 6 kW
(HW0-035NS-P / HW0-045NS-P / HW0-060NS-P)



Safety distances for rear-wall heater 8, 9 and 10.5 kW
(HW0-080NS-P / HW0-090NS-P / HW0-105NS-P)

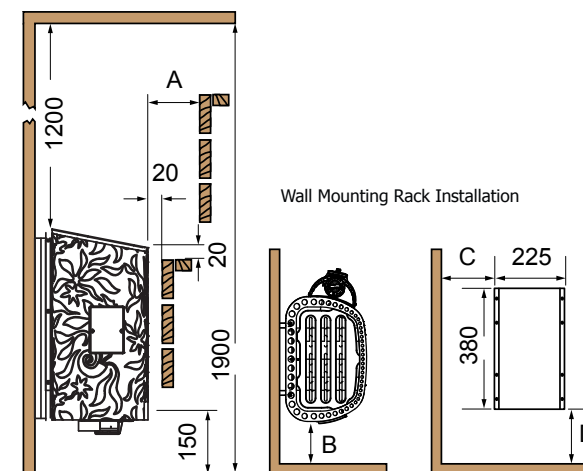
Scandia Dragonfire Fiber Jungle:

Item number	SCA-45NS-DRF-P	SCA-60NS-DRF-P	SCA-80NS-DRF-P	SCA-90NS-DRF-P
Colour	red fibre-coated	red fibre-coated	red fibre-coated	red fibre-coated
Power rating [kW]	4.5	6	8	9
Cabin volume [m ³]	3–6	5–9	7–13	8–14
Integrated evaporator [kW]	No	No	No	No
Dimensions (WxDxH) [mm]	410 x 290 x 450	410 x 290 x 450	410 x 290 x 520	410 x 290 x 520
Weight [kg]	9	9	10	10
Stone weight [kg]	approx. 22	approx. 22	approx. 23	approx. 23
Supply voltage	380–415 V 3 N~ 220–240 V 3~ 220–240 V 1 N~	380–415 V 3 N~ 220–240 V 3~ 220–240 V 1 N~	380–415 V 3 N~ 220–240 V 3~ 220–240 V 1 N~	380–415 V 3 N~ 220–240 V 3~ 220–240 V 1 N~
Fuse [A]	3x 10 3x 16 1x 20	3x 10 3x 16 1x 32	3x 16 3x 25 1x 40	3x 16 3x 25 1x 40

Scandia Dragonfire Fiber Jungle accessories:

Suitable for SCA-45-NS-DRF-P / SCA-60-NS-DRF-P / SCA-80-NS-DRF-P / SCA-90-NS-DRF-P:

Item no.	Name
HP02-016	Drip tray
HT-SWL	Cut-off rocker switch



Safety distances for Scandia Dragonfire Fiber Jungle
(SCA-45-NS-DRF-P / SCA-60-NS-DRF-P /
SCA-80-NS-DRF-P / SCA-90-NS-DRF-P)

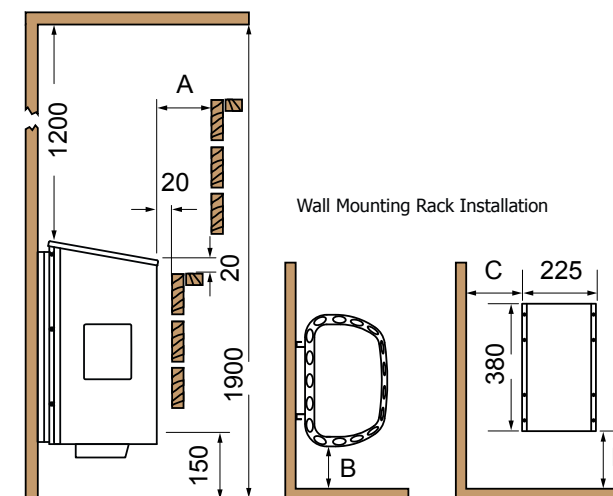
Item no.	A	B	C	D
SCA-45NS-DRF-P	60	50	135	155
SCA-60NS-DRF-P	60	50	135	155
SCA-80NS-DRF-P	60	50	135	235
SCA-90NS-DRF-P	60	50	135	235

Scandia NEXT:

Item number	SCA-45NS-N	SCA-60NS-N	SCA-80NS-N	SCA-90NS-N
Colour	Stainless steel	Stainless steel	Stainless steel	Stainless steel
Power rating [kW]	4.5	6	8	9
Cabin volume [m³]	3–6	5–9	7–13	8–14
Integrated evaporator [kW]	No	No	No	No
Dimensions (WxDxH) [mm]	410 x 290 x 455	410 x 290 x 455	410 x 290 x 525	410 x 290 x 525
Weight [kg]	9	9	10	10
Stone weight [kg]	approx. 22	approx. 22	approx. 23	approx. 23
Supply voltage	400 V 3 N~ 230 V 3~ 230 V 1 N~	400 V 3 N~ 230 V 3~ 230 V 1 N~	400 V 3 N~ 230 V 3~ 230 V 1 N~	400 V 3 N~ 230 V 3~ 230 V 1 N~
Fuse [A]	3x 10 3x 16 1x 20	3x 10 3x 16 1x 32	3x 16 3x 25 1x 40	3x 16 3x 25 1x 40

Scandia NEXT with integrated control unit:

Item number	SCA-45NB-N	SCA-60NB-N	SCA-80NB-N	SCA-90NB-N
Colour	Stainless steel	Stainless steel	Stainless steel	Stainless steel
Power rating [kW]	4.5	6	8	9
Cabin volume [m³]	3–6	5–9	7–13	8–14
Integrated evaporator [kW]	No	No	No	No
Dimensions (WxDxH) [mm]	515 x 290 x 455	515 x 290 x 455	515 x 290 x 525	515 x 290 x 525
Weight [kg]	9	9	11	11
Stone weight [kg]	approx. 22	approx. 22	approx. 23	approx. 23
Supply voltage	400 V 3 N~ 230 V 3~ 230 V 1 N~	400 V 3 N~ 230 V 3~ 230 V 1 N~	400 V 3 N~ 230 V 3~ 230 V 1 N~	400 V 3 N~ 230 V 3~ 230 V 1 N~
Fuse [A]	3x 10 3x 16 1x 20	3x 10 3x 16 1x 32	3x 16 3x 25 1x 40	3x 16 3x 25 1x 40

**Safety distances for Scandia NEXT**

(SCA-45NS-N / SCA-60NS-N / SCA-80NS-N / SCA-90NS-N / SCA-45NB-N / SCA-60NB-N / SCA-80NB-N / SCA-90NB-N)

Item no.	A	B	C	D
SCA-45NS-N	60	50	135	155
SCA-60NS-N	60	50	135	155
SCA-80NS-N	60	50	135	235
SCA-90NS-N	60	50	135	235
SCA-45NB-N	100	100	185	155
SCA-60NB-N	100	100	185	155
SCA-80NB-N	100	100	185	235
SCA-90NB-N	100	100	185	235

Scandia NEXT accessories:

Suitable for SCA-45NS-N / SCA-60NS-N / SCA-80NS-N / SCA-90NS-N:

Item no.	Name
HT-SWL	Cut-off rocker switch
HP02-016	Drip tray

Suitable for SCA-45NB-N / SCA-60NB-N / SCA-80NB-N / SCA-90NB-N:

Item no.	Name
HP02-016	Drip tray

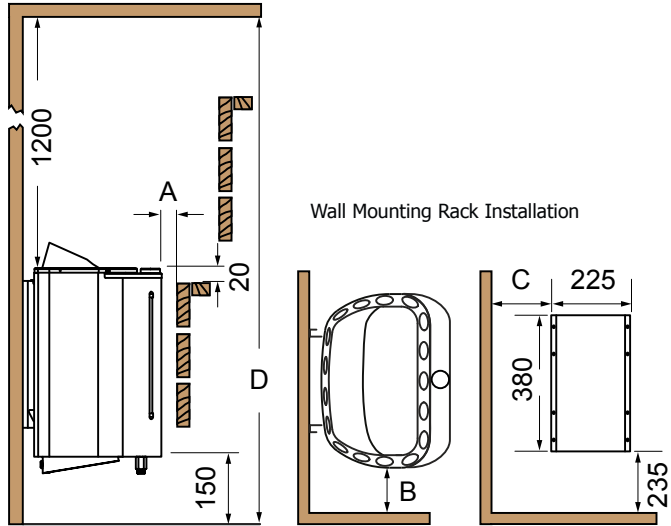
Scandia NEXT combi:

Item number	SCAC-60NS-N	SCAC-80NS-N	SCAC-90NS-N
Colour	Stainless steel	Stainless steel	Stainless steel
Power rating [kW]	6	8	9
Cabin volume [m³]	5–9	7–13	8–14
Integrated evaporator [kW]	1	2	2
Dimensions (WxDxH) [mm]	410 x 365 x 595	410 x 365 x 595	410 x 365 x 595
Weight [kg]	14	14	14
Stone weight [kg]	approx. 22	approx. 22	approx. 22
Supply voltage	400 V 3 N~ 230 V 3~ 230 V 1 N~	400 V 3 N~ 230 V 3~ 230 V 1 N~	400 V 3 N~ 230 V 3~ 230 V 1 N~
Fuse [A]	3x 10	3x 16	3x 16
	3x 16	3x 25	3x 25
	1x 32	1x 40	1x 40

Scandia NEXT combi accessories:

Suitable for SCAC-60-NS-N / SCAC-80-NS-N / SCAC-90-NS-N:

Item no.	Name
HP02-016	Drip tray
HT-SWL	Cut-off rocker switch



Safety distances for Scandia NEXT combi
(SCAC-60-NS-N / SCAC-80-NS-N / SCAC-90-NS-N)

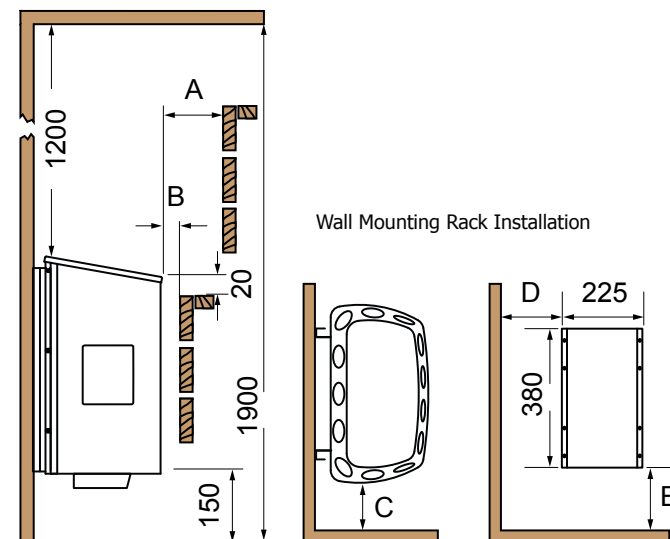
Item no.	A	B	C	D
SCAC-60NS-N	5	50	135	1900
SCAC-80NS-N	5	50	135	1900
SCAC-90NS-N	5	50	135	1900

Mini:

Item number	MN-23NS-Z	MN-30NS-Z	MN-36NS-Z
Colour	Stainless steel	Stainless steel	Stainless steel
Power rating [kW]	2.3	3	3.6
Cabin volume [m³]	1.5–2.5	2–4	3–6
Integrated evaporator [kW]	No	No	No
Dimensions (WxDxH) [mm]	330 x 215 x 455	330 x 215 x 455	330 x 215 x 455
Weight [kg]	6	6	6
Stone weight [kg]	approx. 10.5	approx. 10.5	approx. 10.5
Supply voltage	230 V 1 N~ 400 V 2 N~	230 V 1 N~ 400 V 2 N~	230 V 1 N~ 400 V 2 N~
Fuse [A]	1x 16 2x 10	1x 16 2x 10	1x 16 2x 10

Mini with integrated control unit:

Item number	MN-23NB-Z	MN-30NB-Z	MN-36NB-Z
Colour	Stainless steel	Stainless steel	Stainless steel
Power rating [kW]	2.3	3	3.6
Cabin volume [m³]	1.5–2.5	2–4	3–6
Integrated evaporator [kW]	No	No	No
Dimensions (WxDxH) [mm]	435 x 215 x 455	435 x 215 x 455	435 x 215 x 455
Weight [kg]	7	7	7
Stone weight [kg]	approx. 10.5	approx. 10.5	approx. 10.5
Supply voltage	230 V 1 N~ 400 V 2 N~	230 V 1 N~ 400 V 2 N~	230 V 1 N~ 400 V 2 N~
Fuse [A]	1x 16 2x 10	1x 16 2x 10	1x 16 2x 10



Safety distances for Mini
(MN-23NS-Z / MN-30NS-Z / MN-36NS-Z)

Item no.	A	B	C	D	E
MN-23NS-Z	60	20	50	90	155
MN-30NS-Z	60	20	50	90	155
MN-36NS-Z	60	20	50	90	155
MN-23NB-Z	100	20	100	140	155
MN-30NB-Z	100	20	100	140	155
MN-36NB-Z	100	20	100	140	155

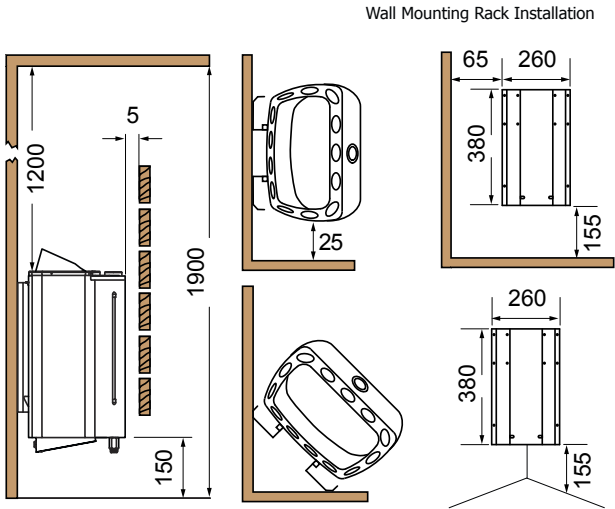
Mini accessories:

Suitable for MN-23NS-Z / MN-30NS-Z / MN-36NS-Z:

Item no.	Name
HP01-026	Drip tray

Mini combi:

Item number	MNC-36NS-Z
Colour	Stainless steel
Power rating [kW]	3.6
Cabin volume [m³]	3–6
Integrated evaporator [kW]	1
Dimensions (WxDxH) [mm]	330 x 260 x 500
Weight [kg]	8
Stone weight [kg]	approx. 10.5
Supply voltage	230 V 1 N~ 400 V 2 N~
Fuse [A]	1x 16 2x 10



Safety distances for Mini combi
(MNC-36NS-Z)

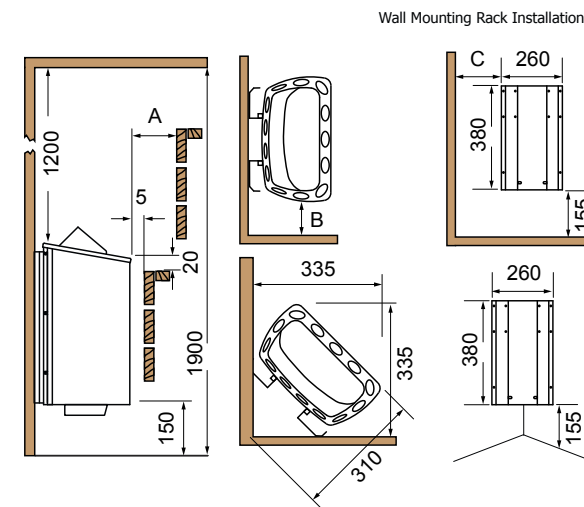
Mini combi accessories:

Suitable for MNC-36NS-Z:

Item no.	Name
HP01-026	Drip tray

Mini X:

Item number	MX-36NS-Z
Colour	Stainless steel
Power rating [kW]	3.6
Cabin volume [m³]	3–6
Integrated evaporator [kW]	No
Dimensions (WxDxH) [mm]	330 x 210 x 450
Weight [kg]	7
Stone weight [kg]	approx. 10.5
Supply voltage	230 V 1 N~ 400 V 2 N~
Fuse [A]	1x 16 2x 10



Safety distances for Mini X
(MX-23NS-Z / MX-30NB-Z / MX-36NB-Z)

Mini X with integrated control unit:

Item number	MX-30NB-Z	MX-36NB-Z
Colour	Stainless steel	Stainless steel
Power rating [kW]	3	3.6
Cabin volume [m³]	2–4	3–6
Integrated evaporator [kW]	No	No
Dimensions (WxDxH) [mm]	330 x 315 x 450	330 x 315 x 450
Weight [kg]	8	8
Stone weight [kg]	approx. 10.5	approx. 10.5
Supply voltage	230 V 1 N~ 400 V 2 N~	230 V 1 N~ 400 V 2 N~
Fuse [A]	1x 16 2x 10	1x 16 2x 10

Item no.	A	B	C
MX-36NS-Z	40	25	65
MX-30NB-Z	35	25	65
MX-36NB-Z	40	25	65

Mini X accessories:

Suitable for MX-23NS-Z / MX-30NB-Z / MX-36NB-Z:

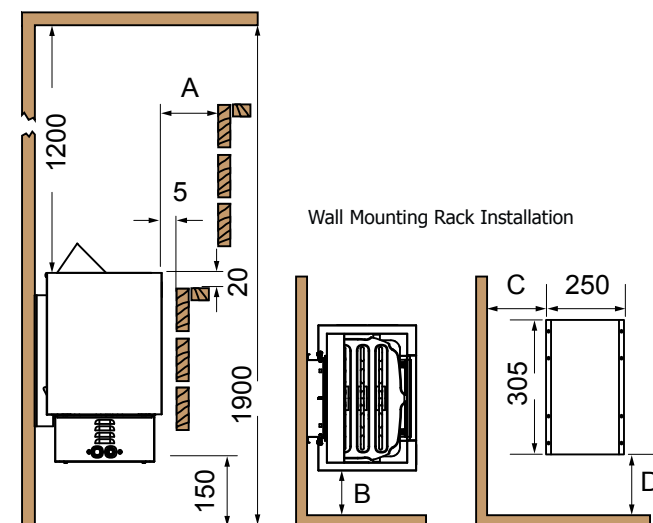
Item no.	Name
HP01-026	Drip tray

Nordex NEXT:

Item number	NR-45NS-N	NR-60NS-N	NR-80NS-N	NR-90NS-N
Colour	Stainless steel	Stainless steel	Stainless steel	Stainless steel
Power rating [kW]	4.5	6	8	9
Cabin volume [m³]	3–6	5–9	7–13	8–14
Integrated evaporator [kW]	No	No	No	No
Dimensions (WxDxH) [mm]	410 x 300 x 500	410 x 300 x 500	410 x 300 x 575	410 x 300 x 575
Weight [kg]	9	10	11	11
Stone weight [kg]	approx. 22	approx. 22	approx. 22	approx. 22
Supply voltage	400 V 3 N~	400 V 3 N~	400 V 3 N~	400 V 3 N~
Fuse [A]	3x 10	3x 10	3x 16	3x 16

Nordex NEXT with integrated control unit:

Item number	NR-45NB-N	NR-60NB-N	NR-80NB-N	NR-90NB-N
Colour	Stainless steel	Stainless steel	Stainless steel	Stainless steel
Power rating [kW]	4.5	6	8	9
Cabin volume [m³]	3–6	5–9	7–13	8–14
Integrated evaporator [kW]	No	No	No	No
Dimensions (WxDxH) [mm]	410 x 300 x 500	410 x 300 x 500	410 x 300 x 575	410 x 300 x 575
Weight [kg]	9	10	11	11
Stone weight [kg]	approx. 22	approx. 22	approx. 22	approx. 22
Supply voltage	400 V 3 N~	400 V 3 N~	400 V 3 N~	400 V 3 N~
Fuse [A]	3x 10	3x 10	3x 16	3x 16

**Safety distances for Nordex NEXT**

(NR-45NS-N / NR-60NS-N / NR-80NS-N / NR-90NS-N /
NR-45NB-N / NR-60NB-N / NR-80NB-N / NR-90NB-N)

Item no.	A	B	C	D
NR-45NS-N	50	50	130	270
NR-60NS-N	50	50	130	270
NR-80NS-N	80	80	160	330
NR-90NS-N	80	80	160	330
NR-45NB-N	50	50	130	270
NR-60NB-N	50	50	130	270
NR-80NB-N	80	80	160	330
NR-90NB-N	80	80	160	330

Nordex NEXT accessories:

Suitable for NR-45NS-N / NR-60NS-N / NR-80NS-N / NR-90NS-N:

Item no.	Name
HT-SWL	Cut-off rocker switch

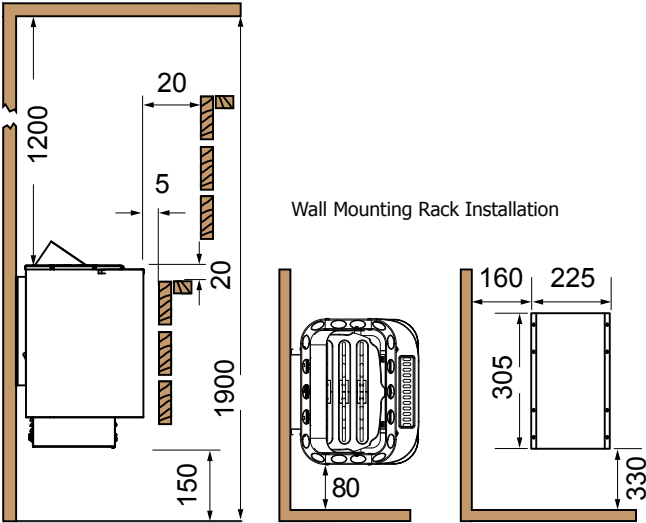
Nordex next combi:

Item number	NRC-60NS-N	NRC-80NS-N	NRC-90NS-N
Colour	Stainless steel	Stainless steel	Stainless steel
Power rating [kW]	6	8	9
Cabin volume [m³]	5–9	7–13	8–14
Integrated evaporator [kW]	1	2	2
Dimensions (WxDxH) [mm]	410 x 365 x 580	410 x 365 x 580	410 x 365 x 580
Weight [kg]	15	15	15
Stone weight [kg]	approx. 22	approx. 22	approx. 22
Supply voltage	400 V 3 N~	400 V 3 N~	400 V 3 N~
Fuse [A]	3x 10	3x 16	3x 16

Nordic NEXT combi accessories:

Suitable for NRC-60NS-N / NRC-80NS-N / NRC-90NS-N:

Item no.	Name
HT-SWL	Cut-off rocker switch



Safety distances for Nordic NEXT combi
(NRC-60NS-N / NRC-80NS-N / NRC-90NS-N)

Professional B / C:

Item no.	PRO-B2	PRO-B3	PRO-C2	PRO-C3
Colour (control unit)	White, anthracite	White, anthracite	White, anthracite	White, anthracite
Dimensions W x H x D [mm]	307 x 175 x 57	307 x 175 x 57	307 x 175 x 57	307 x 175 x 57
Power supply unit	Internal	Internal	Internal	Internal
Interior mounting	No	No	No	No
Mounting type	Surface-mounted	Surface-mounted	Surface-mounted	Surface-mounted
Version (sensor)	Plastic, white	Plastic, white	Plastic, white	Plastic, white
Scope of delivery	Control unit, heater sensor	Control unit, heater sensor	Control unit, heater sensor, bench sensor	Control unit, heater sensor, bench sensor
Heater power [kW]	10.5	10.5	10.5	10.5
Power rating of the evaporator [kW]	-	3.5	-	3.5
Additional output power [kW]	-	-	3.5 (switchable) / 0.5 (dimmbable)	3.5 (switchable) / 0.5 (dimmbable)
Power, light [W]	100	100	100	100
Power, fan [W]	100	100	100	100
Finnish mode	Yes	Yes	Yes	Yes
Humidity operation	-	Timed/optional: Humidity sensor	-	Timed/optional: Humidity sensor
Infrared operation	-	-	Yes	Yes
Coloured light	-	-	-	-
Integr. MP3 player	-	-	-	-
One-sensor system	Yes	Yes	Yes	Yes
Two-sensor system	Yes	Yes	Optional	Optional
Temperature display	Yes	Yes	Yes	Yes
Humidity indicator	-	Optional	-	Optional
Remote start	Yes	Yes	Yes	Yes
Adjustable heating time limit	Yes	Yes	Yes	Yes
Adjustable pre-set time	Yes	Yes	Yes	Yes
User programs	-	-	Yes	Yes
Bus-compatible (RS485)	Yes	Yes	Yes	Yes
Compatible with sentio pronet	Yes	Yes	Yes	Yes

Professional D, dark brown & Professional D, weiß

*Operating unit

Item no.	PRO-D2 or PRO-D2W	PRO-D3 or PRO-D3-W	PRO-D2I or PRO-D2IW	PRO-D3I or PRO-D3IW
Colour (operating unit)	dark brown or white	dark brown or white	dark brown or white	dark brown or white
Dimensions of operating unit W x H x D [mm]	80 x 104 x 37 mm	80 x 104 x 37 mm	80 x 104 x 37 mm	80 x 104 x 37 mm
Dimensions of power supply unit W x D [mm]	307 x 175 x 57	307 x 175 x 57	307 x 175 x 57	307 x 175 x 57
Power supply unit	External	External	External	External
Interior mounting (operating unit)	Yes	Yes	Yes	Yes
Installation type (operating unit)	Recessed	Recessed	Recessed	Recessed
Installation type (power supply unit)	Surface-mounted	Surface-mounted	Surface-mounted	Surface-mounted
Version (sensor)	Plastic, white	Plastic, white	Plastic, white	Plastic, white
Scope of delivery	Control unit, heater sensor, bench sensor	Control unit, heater sensor, bench sensor	Control unit, heater sensor, bench sensor	Control unit, heater sensor, bench sensor
Heater power [kW]	10.5	10.5	10.5	10.5
Power rating of the evaporator [kW]	-	3.5	-	3.5
Additional output power [kW]	-	-	3.5 (switchable) / 0.5 (dimmable)	3.5 (switchable) / 0.5 (dimmable)
Power, light [W]	100	100	100	100
Power, fan [W]	100	100	100	100
Finnish mode	Yes	Yes	Yes	Yes
Humidity operation	-	Timed/optional: Humidity sensor	-	Timed/optional: Humidity sensor
Infrared operation	-	-	Yes	Yes
Coloured light	-	-	-	-
Integr. MP3 player	-	-	-	-
One-sensor system	Yes	Yes	Yes	Yes
Two-sensor system	Optional	Optional	Optional	Optional
Temperature display	Yes	Yes	Yes	Yes
Humidity indicator	-	Optional	-	Optional
Remote start	Yes	Yes	Yes	Yes
Adjustable heating time limit	Yes	Yes	Yes	Yes
Adjustable pre-set time	Yes	Yes	Yes	Yes
User programs	Yes	Yes	Yes	Yes
Bus-compatible (RS485)*	Yes	Yes	Yes	Yes
Compatible with sentio pronet*	Yes	Yes	Yes	Yes

home.com4:

Item no.	HC4-W	HC4-B
Colour (operating unit)	White	Black
Dimensions of operating unit W x H x D [mm]	210 x 294 x 53	210 x 294 x 53
Power supply unit	Internal	Internal
Interior mounting (operating unit)	No	No
Installation type (operating unit)	Recessed	Recessed
Version (sensor)	Plastic, white	Plastic, white
Scope of delivery	Control unit, heater sensor	Control unit, heater sensor
Heater power [kW]	10.5	10.5
Power rating of the evaporator [kW]	3,5	3.5
Additional output power [kW]	3.5 (switchable) / 0.5 (dimmable)	3.5 (switchable) / 0.5 (dimmable)
Power, light [W]	100	100
Power, fan [W]	100	100
Finnish mode	Yes	Yes
Humidity operation	Yes	Yes
Infrared operation	Yes	Yes
Coloured light	Yes	Yes
Integr. MP3 player	Yes	Yes
One-sensor system	Yes	Yes
Two-sensor system	Yes	Yes
Temperature display	Yes	Yes
Humidity indicator	Optional	Optional
Remote start	Yes	Yes
Adjustable heating time limit	Yes	Yes
Adjustable pre-set time	Yes	Yes
User programs	Yes	Yes
Bus-compatible (RS485)*	-	-
Compatible with sentio pronet*	-	-

just sauna fin / combi:

*Operating unit

Item no.	JUST-105W-FI	JUST-105D-FI	JUST-105W-CO	JUST-105D-CO
Colour	White	Anthracite	White	Anthracite
Dimensions W x H x D [mm]	222 x 94 x 38 *	222 x 94 x 38 *	222 x 94 x 38 *	222 x 94 x 38 *
Power supply unit	External	External	External	External
Interior mounting	No	No	No	No
Mounting type	Recessed	Recessed	Recessed	Recessed
Version (sensor)	Plastic, white	Plastic, white	Plastic, white	Plastic, white
Scope of delivery	Operating unit, heater sensor, bench sensor, 3 m data cable	Operating unit, heater sensor, bench sensor, 3 m data cable	Operating unit, heater sensor, 3 m data cable	Operating unit, heater sensor, 3 m data cable
Heater power [kW]	10.5	10.5	10.5	10.5
Power rating of the evaporator [kW]	-	-	3.5	3.5
Additional output power [kW]	3.5 (switchable) / 0.5 (dimmbable)	3.5 (switchable) / 0.5 (dimmbable)	3.5 (switchable) / 0.5 (dimmbable)	3.5 (switchable) / 0.5 (dimmbable)
Power, light [W]	100	100	100	100
Power, fan [W]	100	100	100	100
Finnish mode	Yes	Yes	Yes	Yes
Humidity operation	-	-	Timed/optional: Humidity sensor	Timed/optional: Humidity sensor
Infrared operation	Yes	Yes	Yes	Yes
Coloured light	-	-	-	-
Integr. MP3 player	-	-	-	-
One-sensor system	Yes	Yes	Yes	Yes
Two-sensor system	Yes	Yes	Optional	Optional
Temperature display	-	-	-	-
Humidity indicator	-	-	-	-
Remote start	-	-	-	-
Adjustable heating time limit	Yes	Yes	Yes	Yes
Adjustable pre-set time	-	-	-	-
User programs	-	-	-	-
Bus-compatible (RS485)	-	-	-	-
Compatible with sentio pronet	-	-	-	-

wave.com4 touch II:

*Operating unit

Item no.	TCH-FS1-D	TCH-FS1-H	TCH-FS2-D	TCH-FS2-H	TCH-HS-D
Colour	Anthracite	Anthracite	Anthracite	Anthracite	Anthracite
Dimensions W x H x D [mm]	219.5 x 92 x 36 *	219.5 x 92 x 36 *	219.5 x 92 x 36 *	219.5 x 92 x 36 *	219.5 x 92 x 36 *
Power supply unit	External	External	External	External	External
Interior mounting	No	No	No	No	No
Mounting type	Recessed	Recessed	Recessed	Recessed	Recessed
Version (sensor)	Dark wood	Light wood	Dark wood	Light wood	Dark wood
Scope of delivery	Operating unit, basic sauna module, heater sensor	Operating unit, basic sauna module, heater sensor	Operating unit, basic module, heater sensor, expansion board, bench sensor	Operating unit, basic module, heater sensor, expansion board, bench sensor	Operating unit, combo basic module, heater sensor, bench sensor, humidity sensor
Heater power [kW]	9	9	9	9	9
Power rating of the evaporator [kW]	-	-	3	3	3
Additional output power [kW]	-	-	-	-	-
Power, light [W]	100 W	100 W	100 W	100 W	100 W
Power, fan [W]	100 W	100 W	100 W	100 W	100 W
Finnish mode	Yes	Yes	Yes	Yes	Yes
Humidity operation	-	-	Yes (timed)	Yes (timed)	Yes
Infrared operation	-	-	-	-	-
Coloured light	Optional	Optional	Optional	Optional	Optional
Integr. MP3 player	Yes	Yes	Yes	Yes	Yes
One-sensor system	Yes	Yes	Yes	Yes	Yes
Two-sensor system	-	-	Yes	Yes	Yes
Temperature display	Yes	Yes	Yes	Yes	Yes
Humidity indicator	-	-	-	-	Yes
Remote start	-	-	-	-	-
Adjustable heating time limit	Yes	Yes	Yes	Yes	Yes
Adjustable pre-set time	Yes	Yes	Yes	Yes	Yes
User programs	Yes	Yes	Yes	Yes	Yes
Bus-compatible (RS485)	-	-	-	-	-
Compatible with sentio pronet	-	-	-	-	-

wave.com4 touch II:

*Operating unit

Item no.	TCH-HS-H	TCH-FS1-IF-D	TCH-FS1-IS-D	TCH-HS-IF-D	TCH-HS-IS-D
Colour	Anthracite	Anthracite	Anthracite	Anthracite	Anthracite
Dimensions W x H x D [mm]	219.5 x 92 x 36 *	219.5 x 92 x 36 *	219.5 x 92 x 36 *	219.5 x 92 x 36 *	219.5 x 92 x 36 *
Power supply unit	External	External	External	External	External
Interior mounting	No	No	No	No	No
Mounting type	Recessed	Recessed	Recessed	Recessed	Recessed
Version (sensor)	Light wood	Dark wood	Dark wood	Dark wood	Dark wood
Scope of delivery	Operating unit, combo basic module, heater sensor, bench sensor, humidity sensor	Operating unit, basic sauna module and infrared, heater sensor, room sensor	Operating unit, basic sauna module and infrared, heater sensor, room sensor	Operating unit, basic combi module and infrared, bench sensor, humidity sensor	Operating unit, basic combi module and infrared, bench sensor, humidity sensor
Heater power [kW]	9	9	9	9	9
Power rating of the evaporator [kW]	3	-	-	3	3
Additional output power [kW]	-	-	-	-	-
Power, light [W]	100 W	100 W	100 W	100 W	100 W
Power, fan [W]	100 W	100 W	100 W	100 W	100 W
Finnish mode	Yes	Yes	Yes	Yes	Yes
Humidity operation	Yes	-	-	Yes	Yes
Infrared operation	-	Yes (3 kW)	Yes (3 kW)	Yes (3 kW)	Yes (3 kW)
Coloured light	Optional	Optional	Optional	Optional	Optional
Integr. MP3 player	Yes	Yes	Yes	Yes	Yes
One-sensor system	Yes	Yes	Yes	Yes	Yes
Two-sensor system	Yes	-	-	Yes	Yes
Temperature display	Yes	Yes	Yes	Yes	Yes
Humidity indicator	Yes	-	-	Yes	Yes
Remote start	-	-	-	-	-
Adjustable heating time limit	Yes	Yes	Yes	Yes	Yes
Adjustable pre-set time	Yes	Yes	Yes	Yes	Yes
User programs	Yes	Yes	Yes	Yes	Yes
Bus-compatible (RS485)	-	-	-	-	-
Compatible with sentio pronet	-	-	-	-	-

wave.com4:

Item no.	WC4-B-D/H/W/S + WC4-B-L	WC4-B-D/H/W/S + WC4-B-L
Colour (operating unit)	Wood, dark / light / white / black	Wood, dark / light / white / black
Dimensions of operating unit W x H x D [mm]	120 x 92 x 44.5	120 x 92 x 44.5
Dimensions of power supply unit W x D [mm]	300 x 210 x 100	300 x 210 x 100
Power supply unit	External	External
Interior mounting	Yes	Yes
Installation type (operating unit)	Recessed	Recessed
Installation type (power supply unit)	Surface-mounted	Surface-mounted
Version (sensor)	Dark wood / light wood	Dark wood / light wood
Scope of delivery	Basic module, operating unit	Basic module, operating unit, expansion board
Heater power [kW]	9	9
Power rating of the evaporator [kW]	-	3
Additional output power [kW]	-	-
Power, light [W]	100 W	100 W
Power, fan [W]	-	100 W
Finnish mode	Yes	Yes
Humidity operation	-	Yes
Infrared operation	-	-
Coloured light	-	-
Integr. MP3 player	-	-
One-sensor system	Yes	Yes
Two-sensor system	-	Optional
Temperature display	Yes	Yes
Humidity indicator	-	Optional
Remote start	-	-
Adjustable heating time limit	Yes	Yes
Adjustable pre-set time	Yes	Yes
User programs	-	-
Bus-compatible (RS485)	-	-
Compatible with sentio pronet	-	-

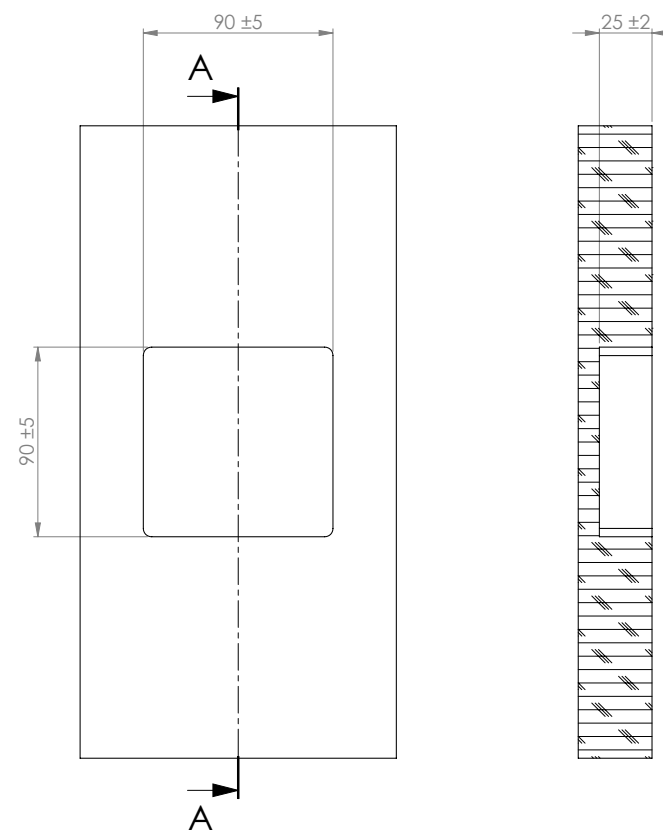
saunacontrol+:

*Operating unit with cover panels

Item no.	S-SC-C + WC4-B-L	S-SC-C + WC4-B-L + WC4-H-PCB
Colour	Corean black	Corean black
Dimensions W x H x D [mm]	110 x 195 x 38.5 *	110 x 195 x 38.5 *
Power supply unit	External	External
Interior mounting	Yes	Yes
Mounting type	Recessed	Recessed
Version (sensor)	Dark wood / light wood	Dark wood / light wood
Scope of delivery	Basic module, operating unit	Basic module, operating unit, expansion board
Heater power [kW]	9	9
Power rating of the evaporator [kW]	-	3
Additional output power [kW]	-	-
Power [light]	100 W	100 W
Power [fan]	-	100 W
Finnish mode	Yes	Yes
Humidity operation	-	Yes
Infrared operation	-	-
Coloured light	-	-
Integr. MP3 player	-	-
One-sensor system	Yes	Yes
Two-sensor system	-	Optional
Temperature display	Yes	Yes
Humidity indicator	-	Optional
Remote start	-	Yes
Adjustable heating time limit	Yes	Yes
Adjustable pre-set time	Yes	Yes
User programs	-	-
Bus-compatible (RS485)	-	-
Compatible with sentio pronet	-	-

Required accessories:

Item no.	Name
S-CCS	Cover panel set for sentiotec+ operating units

**SCHNITT A-A**

Dimensions of recess for saunacontrol+
(S-SC-C + WC4-B-L / S-SC-C WC4-B-L + WC4-H-PCB)

A1, A2:

Item no.	0-A1-9	0-A2-9	0-A2-15
Colour (control unit)	White	White	White
Dimensions W x H x D [mm]	240 x 220 x 90	240 x 220 x 90	240 x 220 x 90
Power supply unit	Internal	Internal	Internal
Interior mounting	No	No	No
Mounting type	Surface-mounted	Surface-mounted	Surface-mounted
Version (sensor)	Plastic, white	Plastic, white	Plastic, white
Scope of delivery	Control unit, heater sensor	Control unit, heater sensor	Control unit, heater sensor
Heater power [kW]	9	9	15
Power rating of the evaporator [kW]	-	-	-
Additional output power [kW]	-	-	-
Power, light [W]	100	100	100
Power, fan [W]	-	-	-
Finnish mode	Yes	Yes	Yes
Humidity operation	-	-	-
Infrared operation	-	-	-
Coloured light	-	-	-
Integr. MP3 player	-	-	-
One-sensor system	Yes	Yes	Yes
Two-sensor system	-	Yes	Yes
Temperature display	-	with opt. Bench sensor	with opt. Bench sensor
Humidity indicator	-	-	-
Remote start	-	-	-
Adjustable heating time limit	-	-	-
Adjustable pre-set time	-	Yes	Yes
User programs	-	-	-
Bus-compatible (RS485)	-	-	-
Compatible with sentio pronet	-	-	-

CV31, CV41, CK31, CK41:

*Operating unit

Item no.	O-CV31	O-CV41	O-CK31	O-CK41
Colour	White	White	White	White
Dimensions of operating unit W x H x D [mm]	245 x 220 x 85	134.5 x 179.5 x 48.5 *	245 x 220 x 85	134.5 x 179.5 x 48.5 *
Power supply unit	Internal	External	Internal	External
Interior mounting	No	No	No	No
Mounting type	Surface-mounted	Recessed	Surface-mounted	Recessed
Version (sensor)	Plastic, white	Plastic, white	Plastic, white	Plastic, white
Scope of delivery	Control unit, heater sensor, bench sensor	Control unit, heater sensor, bench sensor	Control unit, heater sensor	Control unit, heater sensor
Heater power [kW]	10.5	10.5	10.5	10.5
Power rating of the evaporator [kW]	-	-	3.5	3.5
Additional output power [kW]	-	-	-	-
Power [light]	460	460	460	460
Power [fan]	230	230	230	230
Finnish mode	Yes	Yes	Yes	Yes
Humidity operation	-	-	Yes	Yes
Infrared operation	-	-	-	-
Coloured light	-	-	-	-
Integr. MP3 player	-	-	-	-
One-sensor system	-	-	-	-
Two-sensor system	Yes	Yes	Yes	Yes
Temperature display	Yes	Yes	Yes	Yes
Humidity indicator	-	-	Timed/optional: Humidity sensor	Timed/optional: Humidity sensor
Remote start	-	-	-	-
Adjustable heating time limit	Yes	Yes	Yes	Yes
Adjustable pre-set time	Yes	Yes	Yes	Yes
User programs	-	-	-	-
Bus-compatible (RS485)	-	-	-	-
Compatible with sentio pronet	-	-	-	-

DC9 / DC9C:

Item no.	D-FC-9	D-CC-9
Colour	Grey	Grey
Dimensions of operating unit W x H x D [mm]	235 x 195 x 90	238 x 195 x 90
Power supply unit	Internal	Internal
Interior mounting	No	No
Mounting type	Surface-mounted	Surface-mounted
Version (sensor)	Plastic, white	Plastic, white
Scope of delivery	Control unit, heater sensor	Control unit, heater sensor, bench sensor
Heater power [kW]	9	9
Power rating of the evaporator [kW]	-	3
Additional output power [kW]	-	-
Power, light [W]	100	100
Power, fan [W]	-	-
Finnish mode	Yes	Yes
Humidity operation	-	Yes
Infrared operation	-	-
Coloured light	-	-
Integr. MP3 player	-	-
One-sensor system	Yes	-
Two-sensor system	-	Yes
Temperature display	-	-
Humidity indicator	-	Timed
Remote start	-	-
Adjustable heating time limit	-	-
Adjustable pre-set time	-	Yes
User programs	-	-
Bus-compatible (RS485)	-	-
Compatible with sentio pronet	-	-

K1-NEXT, K2-NEXT, K3-NEXT:

Item no.	K1-9-N	K2-9-N	K3-9-N	K4-9-N
Colour (control unit)	White	White	White	White
Dimensions W x H x D [mm]	238 x 195 x 90	238 x 195 x 90	238 x 195 x 90	238 x 195 x 90
Power supply unit	Internal	Internal	Internal	Internal
Interior mounting	No	No	No	No
Mounting type	Surface-mounted	Surface-mounted	Surface-mounted	Surface-mounted
Version (sensor)	Plastic, white	Plastic, white	Plastic, white	Plastic, white
Scope of delivery	Control unit, heater sensor	Control unit, heater sensor	Control unit, heater sensor, bench sensor	Control unit, heater sensor, bench sensor
Heater power [kW]	9	9	9	9
Power rating of the evaporator [kW]	-	-	3	-
Additional output power [kW]	-	-	-	-
Power, light [W]	100	100	100	100
Power, fan [W]	-	-	-	-
Finnish mode	Yes	Yes	Yes	Yes
Humidity operation	-	-	Yes	-
Infrared operation	-	-	-	-
Coloured light	-	-	-	-
Integr. MP3 player	-	-	-	-
One-sensor system	Yes	Yes	-	-
Two-sensor system	-	-	Yes	Yes
Temperature display	-	-	-	Yes
Humidity indicator	-	-	Timed	-
Remote start	-	-	-	-
Adjustable heating time limit	-	-	-	-
Adjustable pre-set time	-	Yes	Yes	Yes
User programs	-	-	-	-
Bus-compatible (RS485)	-	-	-	-
Compatible with sentio pronet	-	-	-	-

wave.com4 infra:

*Operating unit

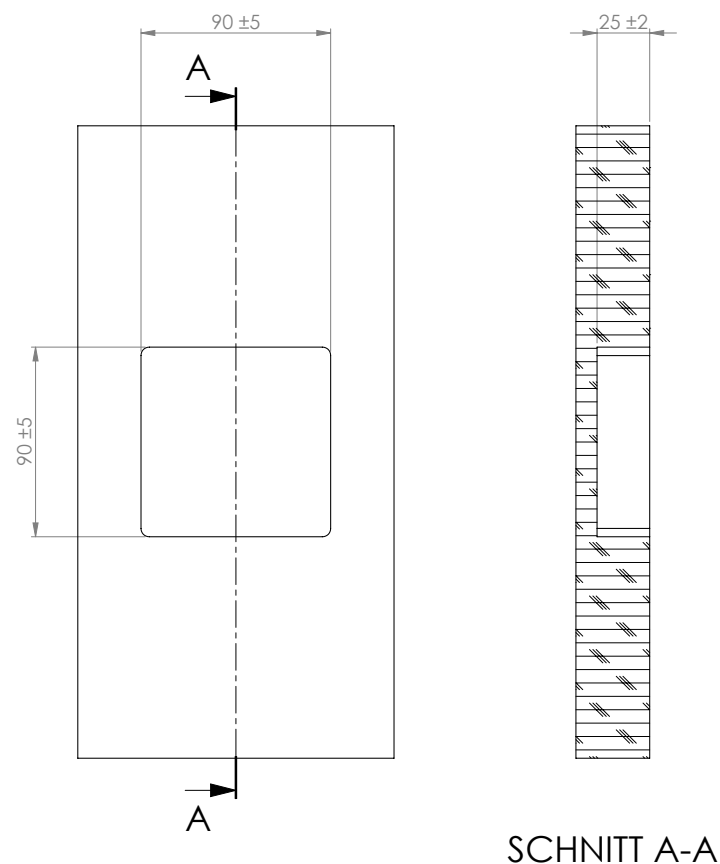
Item no.	WC4-IRX-P + WC4-IRX-D	WC4-IRX-P + WC4-IRX-H	WC4-IRX-P + WC4-IRX-W	WC4-IRX-P + WC4-IRX-S
Colour (control unit)	Dark wood	Light wood	Corean white	Corean black
Dimensions (W x H x D) [mm]	92 x 120 x 44.5 *	92 x 120 x 44.5 *	92 x 120 x 44.5 *	92 x 120 x 44.5 *
Power supply unit	External	External	External	External
Interior mounting	Yes	Yes	Yes	Yes
Mounting type	Recessed	Recessed	Recessed	Recessed
Version (sensor)	Dark wood	Dark wood	Dark wood	Dark wood
Scope of delivery	Operating unit, power supply unit, Room sensor	Operating unit, power supply unit, Room sensor	Operating unit, power supply unit, Room sensor	Operating unit, power supply unit, Room sensor
Number of heating circuits	2	2	2	2
Power per heating circuit [kW]	1.5	1.5	1.5	1.5
Max. number of radiators	4 +	4 +	4 +	4 +
Power, light [W]	60	60	60	60
Power, fan [W]	50	50	50	50
Finnish mode	-	-	-	-
Humidity operation	-	-	-	-
Infrared operation	Yes	Yes	Yes	Yes
Coloured light	-	-	-	-
Integr. MP3 player	-	-	-	-
Temperature control	Yes	Yes	Yes	Yes
Intensity regulation	Yes	Yes	Yes	Yes
Temperature display	Yes	Yes	Yes	Yes
Foil sensor	Optional	Optional	Optional	Optional
Remote start	Yes	Yes	Yes	Yes
Adjustable heating time limit	Yes	Yes	Yes	Yes
Adjustable pre-set time	-	-	-	-
User programs	-	-	-	-
Seat sensor	-	-	-	-
Bus-compatible (RS485)	-	-	-	-
Compatible with sentio pronet	-	-	-	-

infracontrol+ operating unit: *Operating unit with cover panels

Item no.	WC4-IRX-P + S-IRC-C
Colour (control unit)	Corean black
Dimensions (W x H x D) [mm]	110 x 195 x 38.5 *
Power supply unit	External
Interior mounting	Yes
Mounting type	Recessed
Version (sensor)	Dark wood
Scope of delivery	Operating unit, power supply unit, Room sensor
Number of heating circuits	2
Power per heating circuit [kW]	1.5
Max. number of radiators	4 +
Power, light [W]	60
Power, fan [W]	50
Finnish mode	-
Humidity operation	-
Infrared operation	Yes
Coloured light	-
Integr. MP3 player	-
Temperature control	Yes
Intensity regulation	Yes
Temperature display	Yes
Foil sensor	Optional
Remote start	Yes
Adjustable heating time limit	Yes
Adjustable pre-set time	-
User programs	-
Seat sensor	-
Bus-compatible (RS485)	-
Compatible with sentio pronet	-

Required accessories:

Item no.	Name
S-CCS	Cover panel set for sentiotec+ operating units



Dimensions of recess for infracontrol+ operating unit:
WC4-IRX-P + S-IRC-C

IS1, IS2:

*Operating unit

Item no.	P-IS1-T	P-IS2-T
Colour (control unit)	White	White
Dimensions (W x H x D) [mm]	134.5 x 179.5 x 48.5 *	134.5 x 179.5 x 48.5 *
Power supply unit	Internal	Internal
Interior mounting	-	-
Mounting type	Recessed / surface-mounted	Recessed / surface-mounted
Version (sensor)	Plastic, white	Plastic, white
Scope of delivery	Control unit, room sensor, mains connection cable	Control unit, room sensor, mains connection cable
Number of heating circuits	1	2
Power per heating circuit [kW]	3.6	up to 3.6 (sum of the circuits <= 3.6)
Max. number of radiators	to 3.6 kW total output	to 3.6 kW total output
Power, light [W]	200	200
Power, fan [W]	-	200
Finnish mode	-	-
Humidity operation	-	-
Infrared operation	Yes	Yes
Coloured light	-	-
Integr. MP3 player	-	-
Temperature control	Yes	Yes
Intensity regulation	-	-
Temperature display	Yes	Yes
Foil sensor	Optional	Optional
Remote start	-	-
Adjustable heating time limit	Yes	Yes
Adjustable pre-set time	-	-
User programs	-	-
Seat sensor	-	-
Bus-compatible (RS485)	-	-
Compatible with sentio pronet	-	-

wave.com4 switchbox:

*Operating unit

Item no.	WC4-SB-D
Colour (control unit)	Dark wood
Dimensions (W x H x D) [mm]	92 x 30 x 44.5 *
Power supply unit	External
Interior mounting	Yes
Mounting type	Recessed
Version (sensor)	-
Scope of delivery	Operating unit, power supply unit
Number of heating circuits	1
Power per heating circuit [kW]	3.6
Max. number of radiators	Individual (terminal)
Power, light [W]	-
Power, fan [W]	-
Finnish mode	-
Humidity operation	-
Infrared operation	Yes
Coloured light	-
Integr. MP3 player	-
Temperature control	-
Intensity regulation	-
Temperature display	-
Foil sensor	-
Remote start	-
Adjustable heating time limit	Yes
Adjustable pre-set time	-
User programs	No
Seat sensor	-
Bus-compatible (RS485)	-
Compatible with sentio pronet	-

IHS1, IHF1:

*Operating unit

Item no.	O-IHS-T	O-IHF1-T
Colour (control unit)	White	White
Dimensions* (W x H x D) [mm]	134.5 x 179.5 x 48.5 *	134.5 x 179.5 x 48.5 *
Power supply unit	External	External
Interior mounting	-	-
Mounting type	Recessed / surface-mounted	Recessed / surface-mounted
Version (sensor)	Plastic, white	Plastic, white
Scope of delivery	Operating unit, power supply unit, room sensor	Operating unit, power supply unit, room sensor
Number of heating circuits	3	3
Power per heating circuit [kW]	1.2	1.2
Max. number of radiators	6	6
Power, light [W]	200	200
Power, fan [W]	-	-
Finnish mode	-	-
Humidity operation	-	-
Infrared operation	Yes (C-radiator only)	Yes (panel heating systems only)
Coloured light	-	-
Integr. MP3 player	-	-
Temperature control	Yes	Yes
Intensity regulation	-	-
Temperature display	Yes	Yes
Foil sensor	Optional	Yes
Remote start	-	-
Adjustable heating time limit	Yes (for >99 min, please specify when ordering 6, 12, 18, 24 h)	Yes (for >99 min, please specify when ordering 6, 12, 18, 24 h)
Adjustable pre-set time	-	-
User programs	-	-
Seat sensor	-	-
Bus-compatible (RS485)	-	-
Compatible with sentio pronet	-	-

infrabox, infrabox basic:

*Operating unit

Item no.	IRB-S	IRB-B-S	IRB-W-S	IRB-W-S
Colour (control unit)	Dark brown	Dark brown	White	White
Dimensions* (W x H x D) [mm]	63.1 x 100.1 x 36.6 *	63.1 x 100.1 x 36.6 *	63.1 x 100.1 x 36.6 *	63.1 x 100.1 x 36.6 *
Power supply unit	External	External	External	External
Interior mounting	Yes	Yes	Yes	Yes
Mounting type	Recessed	Recessed	Recessed	Recessed
Version (sensor)	-	-	-	-
Scope of delivery	Operating unit, power supply unit, mains connection cable	Operating unit, power supply unit, mains connection cable	Operating unit, power supply unit, mains connection cable	Operating unit, power supply unit, mains connection cable
Number of heating circuits	1	1	1	1
Power per heating circuit [kW]	3.5	3.5	3.5	3.5
Max. number of radiators	to 3.5 kW total output	to 3.5 kW total output	to 3.5 kW total output	to 3.5 kW total output
Power, light [W]	100	-	100	-
Power, fan [W]	-	-	-	-
Finnish mode	-	-	-	-
Humidity operation	-	-	-	-
Infrared operation	Yes	Yes	Yes	Yes
Coloured light	-	-	-	-
Integr. MP3 player	-	-	-	-
Temperature control	-	-	-	-
Intensity regulation	Yes (to 1300 W)	Yes (to 1300 W)	Yes (to 1300 W)	Yes (to 1300 W)
Temperature display	-	-	-	-
Foil sensor	Optional	Optional	Optional	Optional
Remote start	Yes	Yes	Yes	Yes
Adjustable heating time limit	Yes	Yes	Yes	Yes
Adjustable pre-set time	-	-	-	-
User programs	-	-	-	-
Seat sensor	Optional	-	Optional	-
Bus-compatible (RS485)	-	-	-	-
Compatible with sentio pronet	-	-	-	-

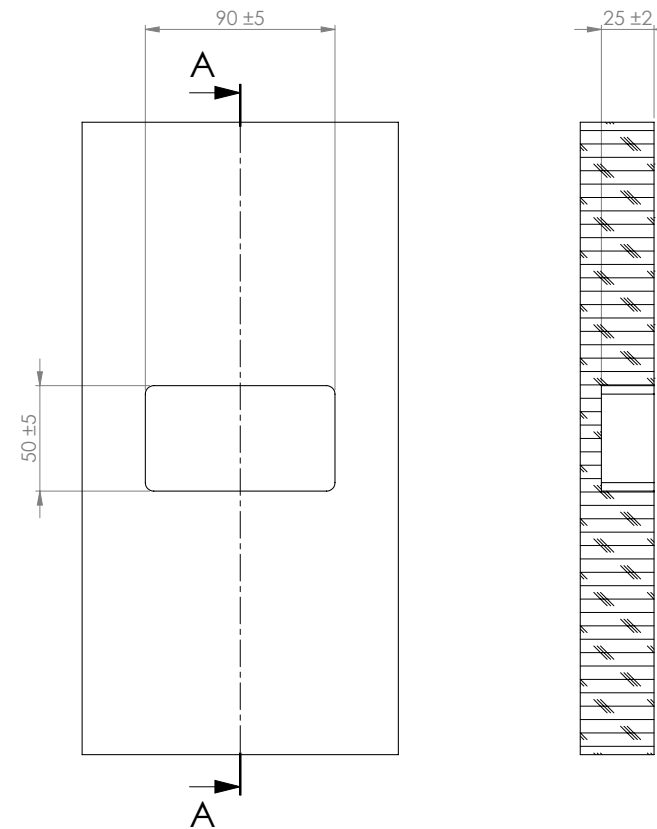
infracontrol mini+:

*Operating unit

Item no.	S-IRC-MN
Colour (control unit)	Corean black
Dimensions (W x H x D) [mm]	110 x 115 x 38.5 *
Power supply unit	External
Interior mounting	Yes
Mounting type	Recessed
Version (sensor)	-
Scope of delivery	Operating unit, power supply unit, mains connection cable
Number of heating circuits	1
Power per heating circuit [kW]	3.5
Max. number of radiators	to 3.5 kW total output
Power, light [W]	-
Power, fan [W]	-
Finnish mode	-
Humidity operation	-
Infrared operation	Yes
Coloured light	-
Integr. MP3 player	-
Temperature control	-
Intensity regulation	Yes (to 1300 W)
Temperature display	-
Foil sensor	Optional
Remote start	Yes
Adjustable heating time limit	Yes
Adjustable pre-set time	-
User programs	-
Seat sensor	-
Bus-compatible (RS485)	-
Compatible with sentio pronet	-

Required accessories:

Item no.	Name
S-CCS	Cover panel set for sentiotec+ operating units

Dimensions of recess for infracontrol mini+ operating unit:

SCHNITT A-A

Full-spectrum radiators:


* only in combination with front panel (in installed state)

Item no.	DIR-350-R	DIR-500-R	DIR-750-R	DIR-1300-R
Colour / version	Dark glass	Dark glass	Dark glass	Dark glass
Power [W]	350	500	750	1300
Infrared radiation	A: 24%, B: 55%, C: 21%	A: 24%, B: 55%, C: 21%	A: 24%, B: 55%, C: 21%	A: 24%, B: 55%, C: 21%
Protection class	IPX4 *	IPX4 *	IPX4 *	IPX4 *
Minimum clearance to skin [cm]	-	approx. 2	approx. 6	approx. 16
Minimum clearance to eyes [cm]	approx. 73	approx. 100	approx. 139	approx. 179
Item no. Opt. front panel (brushed stainless steel)	VIT-BL-S	VIT-BL-L	VIT-BL-L	VIT-BL-L
Item no. Opt. front panel (stainless steel painted black)	VIT-BB-S	VIT-BB-L	VIT-BB-L	VIT-BB-L


Full-spectrum radiator, white:

* only in combination with front panel (in installed state)

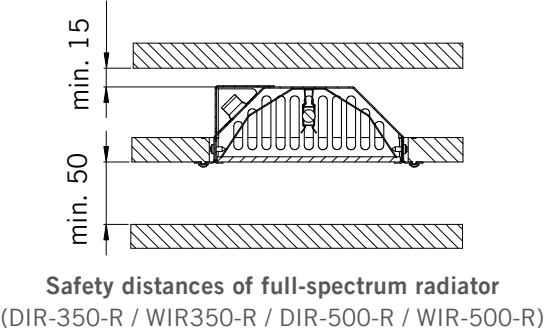
Item no.	WIR-350-R	WIR-500-R	WIR-750-R	WIR-1300-R
Colour / version	White glass	White glass	White glass	White glass
Power [W]	350	500	750	1300
Infrared radiation	A: 9%, B: 57%, C: 34%	A: 9%, B: 57%, C: 34%	A: 9%, B: 57%, C: 34%	A: 9%, B: 57%, C: 34%
Protection class	IPX4 *	IPX4 *	IPX4 *	IPX4 *
Minimum clearance to skin [cm]	-	approx. 2	approx. 4	approx. 14
Minimum clearance to eyes [cm]	approx. 64	approx. 80	approx. 104	approx. 167
Item no. Opt. front panel (brushed stainless steel)	VIT-BL-S	VIT-BL-L	VIT-BL-L	VIT-BL-L
Item no. Opt. front panel (stainless steel painted black)	VIT-BB-S	VIT-BB-L	VIT-BB-L	VIT-BB-L



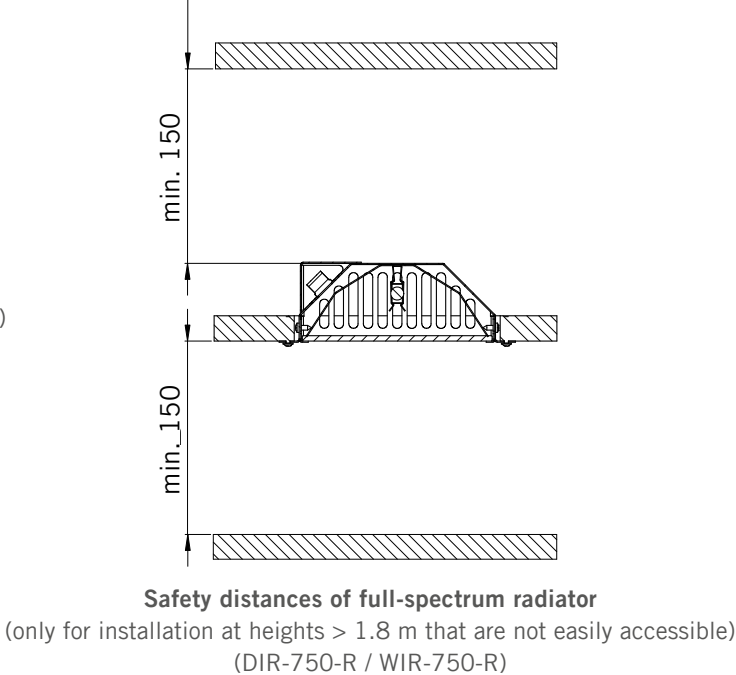
Dimensions of full-spectrum radiator
(DIR-350-R / WIR-350-R)



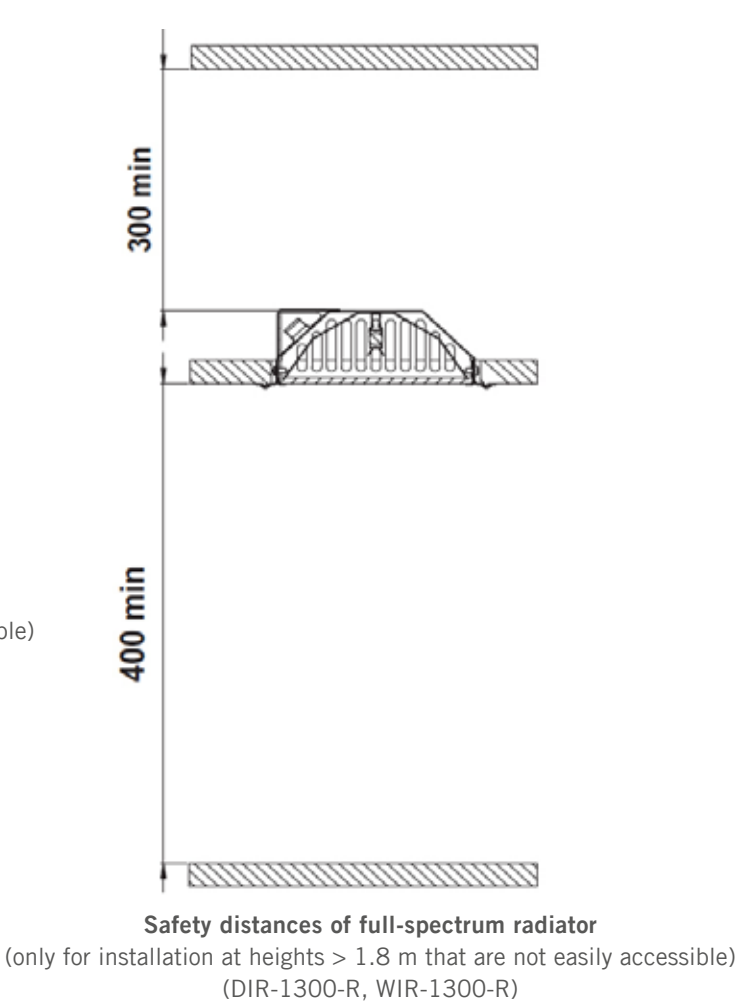
Dimensions of full-spectrum radiator
(DIR-500-R / WIR-500-R / DIR-750-R / WIR-750-R / DIR-1300-R / WIR-1300-R)



Safety distances of full-spectrum radiator
(DIR-350-R / WIR350-R / DIR-500-R / WIR-500-R)



Safety distances of full-spectrum radiator
(only for installation at heights > 1.8 m that are not easily accessible)
(DIR-750-R / WIR-750-R)



Safety distances of full-spectrum radiator
(only for installation at heights > 1.8 m that are not easily accessible)
(DIR-1300-R, WIR-1300-R)

Infrared heating plates

Item no.	IR-WP-100	IR-WP-175	IR-WP-390	IR-WP-510
Colour / version	Black	Black	Black	Black
Dimensions W x H x D [mm]	380 x 700 x 6	302 x 818 x 6	680 x 818 x 6	818 x 900 x 6
Power [W]	100	175	390	510
Supply voltage	230 V 1 N~	230 V 1 N~	230 V 1 N~	230 V 1 N~
Infrared radiation	A: 0%, B: 0%, C: 100%	A: 0%, B: 0%, C: 100%	A: 0%, B: 0%, C: 100%	A: 0%, B: 0%, C: 100%
Protection class	IPX4	IPX4	IPX4	IPX4
Minimum clearance to skin [cm]	1	1	1	1
Minimum clearance to eyes [cm]	-	-	-	-

Infrared heating plates incl. backrests:


Item no.	IR-WPHL-100	IR-WPHL-175	IR-WPHL-390	IR-WPHL-510
Colour / version	Black	Black	Black	Black
Dimensions W x H x D [mm]	420 x 738 x 44	340 x 856 x 44	718 x 856 x 44	856 x 938 x 44
Power [W]	100	175	390	510
Supply voltage	230 V 1 N~	230 V 1 N~	230 V 1 N~	230 V 1 N~
Infrared radiation	A: 0%, B: 0%, C: 100%	A: 0%, B: 0%, C: 100%	A: 0%, B: 0%, C: 100%	A: 0%, B: 0%, C: 100%
Protection class	IPX4	IPX4	IPX4	IPX4
Minimum clearance to skin [cm]	1	1	1	1
Minimum clearance to eyes [cm]	-	-	-	-

ECO full-spectrum radiators:


Item no.	ECO-350-R	ECO-500-R	ECO-750-R
Colour / version	Dark glass	Dark glass	Dark glass
Power [W]	350	500	750
Infrared radiation	A: 24%, B: 55%, C: 21%	A: 24%, B: 55%, C: 21%	A: 24%, B: 55%, C: 21%
Protection class	IPX4 *	IPX4 *	IPX4 *
Minimum clearance to skin [cm]	-	approx. 5	approx. 6
Minimum clearance to eyes [cm]	approx. 79	approx. 88	approx. 119
Item no. Opt. front panel (brushed stainless steel)	VIT-BL-S	VIT-BL-L	VIT-BL-L
Item no. Opt. front panel (stainless steel painted black)	VIT-BB-S	VIT-BB-L	VIT-BB-L

* only in combination with front panel (in installed state)

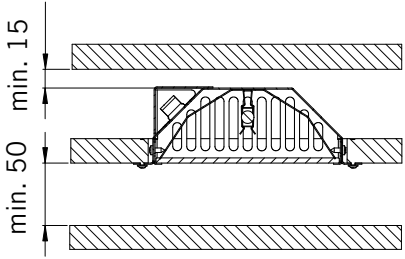
Item no.	ECO-350-G	ECO-500-G
Colour / version	Lattice, black fibre-coated	Lattice, black fibre-coated
Power [W]	350	500
Infrared radiation	A: 14%, B: 40%, C: 46%	A: 14%, B: 40%, C: 46%
Protection class	IPX2	IPX2
Minimum clearance to skin [cm]	-	approx. 5
Minimum clearance to eyes [cm]	approx. 69	approx. 85
Item no. Opt. front panel (brushed stainless steel)	VIT-BL-S	VIT-BL-L
Item no. Opt. front panel (stainless steel painted black)	VIT-BB-S	VIT-BB-L



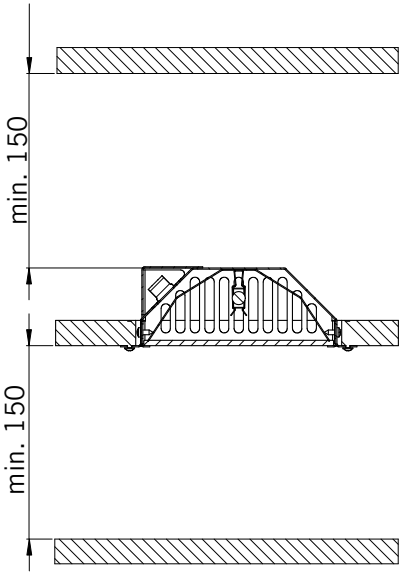
Dimensions of ECO full-spectrum radiators
(ECO-350-R / ECO-350-G)



Dimensions of ECO full-spectrum radiators
(ECO-500-R / ECO-750-R / ECO-500-G)



Safety distances for ECO full-spectrum radiators
(ECO-350-R / ECO-350-G / ECO-500-R / ECO-500-G)



Safety distances for ECO full-spectrum radiators
(only for installation at heights > 1.7 m that are not easily accessible) (ECO-750-R)

Steam generators:

Item no.	STP-030-1/2-DFP-X	STP-035-1/2-DFP-X	STP-040-1/2-DFP-X	STP-045-1/2-DFP-X	STP-045-3-DFP-X
Colour	Stainless steel	Stainless steel	Stainless steel	Stainless steel	Stainless steel
Dimensions W x H x D [mm]	540 x 470 x 210	540 x 470 x 210	540 x 470 x 210	540 x 470 x 210	540 x 470 x 245
Power rating [kW]	3	3.5	4	4.5	4.5
Cabin volume [m ³]	0–3	0–3.5	0–4	2–5	2–5
Weight [kg]	18	18	18	18	20
Supply voltage	220–240 V 1 N~ 380–415 V 2 N~	220–240 V 1 N~ 380–415 V 2 N~	220–240 V 1 N~ 380–415 V 2 N~	220–240 V 1 N~ 380–415 V 2 N~	380–415 V 3 N~

Item no.	STP-050-1/2-DFP-X	STP-060-C1/3-DFP-X	STP-075-3-DFP-X
Colour	Stainless steel	Stainless steel	Stainless steel
Dimensions W x H x D [mm]	540 x 470 x 210	540 x 470 x 245	540 x 470 x 245
Power rating [kW]	5	6	7.5
Cabin volume [m ³]	2–6	3–10	4–15
Weight [kg]	18	20	20
Supply voltage	220–240 V 1 N~ 380–415 V 2 N~	220–240 V 1 N~ 220–240 V 3~ 380–415 V 3 N~	380–415 V 3 N~

Item no.	STP-090-C1/3-DFP-X	STP-120-3-DFP-X	STP-150-3-DFP-X
Colour	Stainless steel	Stainless steel	Stainless steel
Dimensions W x H x D [mm]	540 x 470 x 245	540 x 470 x 245	540 x 470 x 245
Power rating [kW]	9	12	15
Cabin volume [m ³]	8–20	15–28	22–40
Weight [kg]	23	23	23
Supply voltage	220–240 V 1 N~ 220–240 V 3~ 380–415 V 3 N~	380–415 V 3 N~	380–415 V 3 N~

sound&light colour lamp:

Item no.	WC4-SL-L
Dimensions (W x H x D) [mm]	185 x 780 x 75
Weight [kg]	2
Light-emitting surface (W x L) [mm]	150 x 620
Recess size (W x H x D) [mm]	158 x 765 x 75

sound&light dock 3.5 mm jack plug:

Item no.	WC4-SLD35-D	WC4-SLD35-S
Colour	Dark wood	Light wood
Dimensions W x H x D [mm]	92 x 30 x 39	92 x 30 x 39
Power supply unit	External	External
Interior mounting	Yes	Yes
Mounting type	Recessed	Recessed

sound&light operating unit:

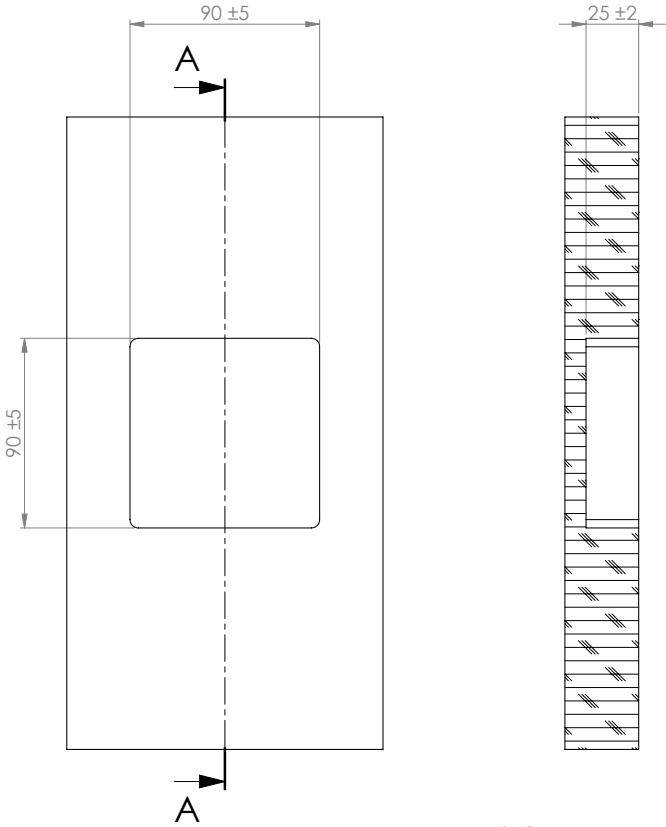
Item no.	WC4-SL-D	WC4-SL-H	WC4-SL-W	WC4-SL-S
Colour	Dark wood	Light wood	Corean white	Corean black
Dimensions W x H x D [mm]	92 x 120 x 44.5	92 x 120 x 44.5	92 x 120 x 44.5	92 x 120 x 44.5
Power supply unit	External	External	External	External
Interior mounting	Yes	Yes	Yes	Yes
Mounting type	Recessed	Recessed	Recessed	Recessed

sound&light USB dock:

Item no.	WC4-SLD-D	WC4-SLD-H	WC4-SLD-W	WC4-SLD-S
Colour	Dark wood	Light wood	Corean white	Corean black
Dimensions W x H x D [mm]	92 x 30 x 39	92 x 30 x 39	92 x 30 x 39	92 x 30 x 39
Power supply unit	External	External	External	External
Interior mounting	Yes	Yes	Yes	Yes
Mounting type	Recessed	Recessed	Recessed	Recessed

sound&light+ operating unit:

Item no.	S-S&L-C
Colour	Corean black
Dimensions W x H x D [mm]	110 x 195 x 38.5
Power supply unit	External
Interior mounting	Yes
Mounting type	Recessed



SCHNITT A-A

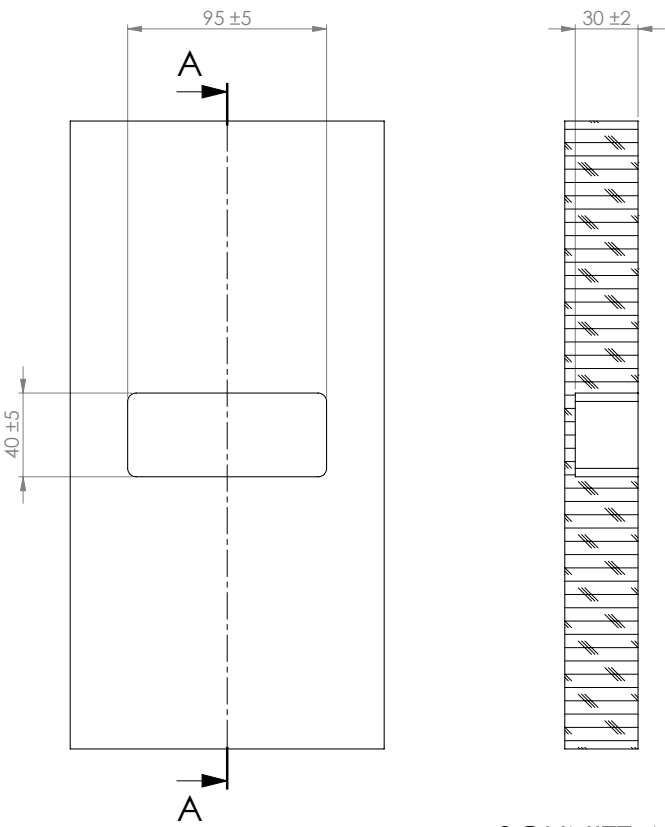
Dimensions of recess for sound&light+ operating unit:
(S-S&L-C)

Required accessories:

Item no.	Name
S-CCS	Cover panel set for sentiotec+ operating units

Accessories:

Item no.	S-S&L-C
Name	sound&light+ USB dock
Colour	Corean black
Dimensions W x H x D [mm]	110 x 115 x 39
Power supply unit	External
Interior mounting	Yes
Mounting type	Recessed



SCHNITT A-A

Dimensions of recess for sound&light+ dock+ operating unit:
(S-S&L-C)

wave.com4 sound:

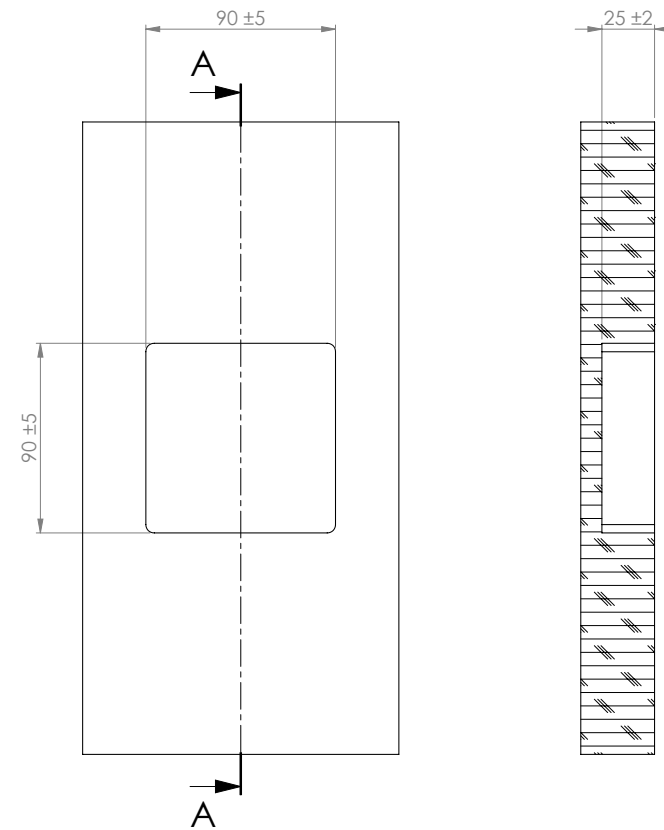
Item no.	WC4-BT-D	WC4-BT-H	WC4-BT-W	WC4-BT-S
Colour	Dark wood	Light wood	Corean white	Corean black
Dimensions W x H x D [mm]	92 x 120 x 44.5	92 x 120 x 44.5	92 x 120 x 44.5	92 x 120 x 44.5
Interior mounting	Yes	Yes	Yes	Yes
Mounting type	Recessed	Recessed	Recessed	Recessed

bluetooth+:

Item no.	S-BT
Colour	Corean black
Dimensions W x H x D [mm]	110 x 195 x 38.5
Interior mounting	Yes
Mounting type	Recessed

Required accessories:

Item no.	Name
S-CCS	Cover panel set for sentiotec+ operating units

**SCHNITT A-A**

Dimensions of recess for bluetooth+:
(WC4-BT-D)

“THE SPECIAL DIFFERENCE LIES IN THE DETAILS.”



Sauna control unit with patented technology for **either interior or exterior mounting**.



Fully automatic shut-off ensures safety with every sauna use.



Designer control unit with **simple operation**.




Removable connection box for **easy maintenance**.




Electronic solution for **environments of heat and high humidity**.




The “2-in-1” switch **reduces the number of operating elements**.



The only full-spectrum radiator available on the market in **clear glass with infrared “A” filter**.





























Injection-moulded from two material components for a **special feel**.



Controllable heater setting for greater **energy efficiency** in the breaks between sauna uses.



Icon explanation

	Describes the maximum heating output for the connected sauna heater		The control unit offers a timer function that can be used, for example, to program the pre-set time		Solid cabin 40 mm block plank, planed on both sides, made of solid spruce, prefabricated to elements (for infrared thickness 28 mm)
	Describes the maximum evaporator output		Control unit with remote activation		Glossy glass door 6 or 8 mm thick ESG glass, including door seal, door hinges, door handle and door latch, left side attachment
	Describes the heating output of the connected infrared heating elements		Specifies the operating voltage for the sauna heater		IR red-light full-spectrum radiator
	The control unit can be expanded through an additional module (e.g. humidity module)		Specifies the quantity of stones that the heater can hold		Element cabin Tongue and groove boards or panels inside and outside (thickness according to specifications), high-quality insulation in between for saunas
	Affordable product		Specifies the size of the sauna cabin for which the control unit or the heater is designed		Glossy glass door 6 or 8 mm thick, including door seal, door hinges, door handle and door latch, right side attachment
	Heating time limit – the control unit shuts down automatically after this number of hours		The control unit is integrated in the sauna heater		Dimmable red-light radiator
	Control unit with fan connection		The control unit / the sauna heater is TÜV-tested		
	Control unit with music function		The control unit / the sauna heater is VDE-tested		
	The control unit is suitable for coloured light mode		Free-standing heater		
	The control unit is available in various housings		Wall-mounted heater		

For **orders** please contact our **local sales team**:
Fax.: +43 (0) 7672/277 20-801 or e-mail: info@sentiotec.com

For **technical questions** our **Competence Center** is happy to provide assistance: Tel.: +43 (0) 7672/277 20-567 or e-mail: support@sentiotec.com.

Warranty conditions

sentiotec GmbH is convinced of the quality of its products, and we want you to benefit from them in the future!

Warranty conditions for technology

We issue a five-year manufacturer warranty on all our **control units** in the **sentiotec sauna**, **sentiotec infra** and **sentiotec light&media series** for **private** use, as well as a two-year warranty for **commercial** installations.

We issue a five-year manufacturer warranty on **infrared radiators** for **private** use, as well as a two-year warranty for **commercial** installations.

The warranty on **sauna heaters** generally applies for two years.

Furthermore, we issue a two-year manufacturer warranty on **control units** in the **“hotline” series**.

Requirement for this warranty:

- The control units have been installed by an authorised specialist company;
- The devices are operated according to the sentiotec operating manuals;
- The warranty claim is received by sentiotec within the warranty period.

Excluded from the warranty are:

- Deficiencies or damage that is caused by non-intended use;
- all consumable materials and consumable objects, such as heating elements, etc.

Warranty conditions for cabins

We issue a five-year warranty on all of our **solid wood** and **element cabins** in the **sentiotec sauna** and **sentiotec infra series** for **private** use. For **commercial** use, the warranty applies for two years. For **cabins** in the **“hotline” series**, the warranty is two years.

Requirement for this warranty:

- The corresponding invoice is presented.
- A detailed description of the defect is enclosed.
- The cabins were installed in accordance with the sentiotec installation and operating instructions.
- The warranty claim is received by sentiotec within the warranty period.

Excluded from the warranty are:

- Deficiencies or damage that is caused by non-intended use
- Cabins that were modified without the explicit approval of the manufacturer
- Pitch pockets and leaking pitch
- Damage and discolouration of the wood due to inadequate ventilation or a non-intended installation site
- Natural changes in the wood such as discolouration, crack formation, shrinkage, swelling or similar changes due to the natural properties of the wood

Pitch pockets are not grounds for return, since they can always appear in spruce wood and the depth at

which they lie cannot be detected during the sorting out process. If these are just under the surface, heat can cause them to soften and “bleed”. Remove leaking pitch with a rag soaked in acetone. If only droplets of pitch occur, allow these to harden and then carefully scrape them off with a knife.

The warranty period starts from the date of invoice of the cabin manufacturer. A requirement is submission of the original invoice. If no original invoice is available, the month of manufacture specified on the nameplate of the product is used as the basis for the start of the warranty period. The warranty period is neither extended nor renewed by warranty services.

The five-year warranty is a supplement to the terms and conditions of **sentiotec GmbH**.





sentiotec GmbH

Division of Harvia Group

Oberregauer Straße 48

4844 Regau, Austria

T +43 (0) 7672/277 20-800

F +43 (0) 7672/277 20-801

info@sentiotec.com

www.sentiotec.com

Your specialist sentiotec dealer:

